



# 2022

## CATALOG



**CDL**



SUGARING  
EQUIPMENT





# BE INFORMED ON MAPLE SYRUP PRODUCTION SUBJECTS!

- ✓ Website
- ✓ Webstore
- ✓ Sugaring guide
- ✓ Newsletter
- ✓ Social media

Our various platforms are full of exclusive content and useful tips.

**Follow us so you don't miss a thing!**







## A WORD OF **WELCOME**

Dear customers,

Despite an underwhelming sugaring season for North American producers in 2021, the next few years look promising. The announcement of the addition of taps in Quebec, the record sales of maple syrup in the world, many developing projects on the USA side, and the growing international interest in maple syrup production—not to mention the numerous CDL projects underway like maple nectar, the sap division, and the shift to 4.0—represent exciting short- and medium-term opportunities for our industry.

However, there will also be challenges; out-of-control price inflation, labour scarcity, and rising production costs all mean that we will need to find innovative new methods to keep syrup production both profitable and appealing. CDL is ready to support you through these changes.

Supply chains have also been greatly affected by the pandemic. Although CDL has managed the situation well so far, we encourage all our customers to plan ahead for next sugaring season and their 2022 projects. Good planning will help us better meet your expectations, and, especially, guarantee your prices.

Our branches and regional teams have never been so well prepared to serve you and support you in your work. Their growing autonomy allows CDL to stand out from its competitors and to offer an unparalleled local service throughout North America and Europe.

In closing, the CDL team would like to thank you for your loyalty and understanding during the pandemic. There is a light at the end of the tunnel, and we can now dream of seeing each other in person more often in the near future.

We wish you a successful 2022 season! Rest assured that we will continue to advise and support you in all your projects, whatever they may be.

*From left to right:*

**Martin Chabot,**  
co-owner and general manager of CDL USA

**Marc-André Chabot,**  
co-owner of CDL and vice president or R&D

**Vallier Chabot,**  
co-owner and general manager of CDL



# WHAT IS A CDL 4.0 SUGARING?

It's a **100%**  
autonomous and  
connected sugaring  
operation.

Possible for small,  
medium or large  
producers!

**FIND OUT  
ONLINE**



MAPLE SUGARING  
MANAGEMENT SYSTEM



**6**

Spouts | Fittings  
Buckets and accessories  
3/16" Fittings and Tubing

**16**

SpinSeal  
Technology

**18**

CDL Tubing  
and Mainlines

**22**

VersaProfiles Tubing  
and Mainlines

**24**

Electrofusion Fittings

**25**

Wire and Accessories  
Tools

**34**

Stainless Steel Fittings  
Fittings  
Valves and Plumbing

**44**

CDL Intelligence  
Maple Sugaring  
Management System

**54**

Extractors | Moisture Traps  
Vacuum Booster Tanks

**61**

Vacuum Pumps  
and Accessories  
Gauges and Pressure Pumps

## TABLE OF **CONTENTS**

**66**

Silos | Transport Tank  
Stainless Steel Tanks  
and Accessories

**72**

Reverse Osmosis  
and Accessories

**83**

Evaporators  
and Accessories

**103**

Measuring  
Instruments

**105**

Cleaning  
Accessories

**106**

Filter Presses  
and Accessories

**110**

Barrels | Accessories  
and Processing  
Equipment

**115**

Cans and Accessories  
Jugs | Bottles  
Books and Packaging

The appearance and colors of the products may vary. Specifications are subject to change without notice.



# Signature SPOUTS

CDL Signature Spouts are the perfect choice for your sugarbush. Here's why:

## PERFECT SEAL

The thin wall works with the perfect tapper to create a completely airtight seal.



## MINIMUM RESTRICTION

The 45° angle facilitates sap flow and prevents residue or unwanted bacteria from accumulating.

## LONGER SPOUT WORKS BETTER ON THICK BARK

### Signature SPOUTS



**1/4"**

This spout fits into the new T universal caps (66306099 and 66307357)



Clear

66045044



Blue

66045344



Smoke

66045144



**5/16"**



Clear

66045064



Blue

66045063



Smoke

66045069

We recommend the use of the 5/16" drill bit for tapping with 5/16" Signature Spout.  
We recommend the use of the 1/4" drill bit for tapping with 1/4" Signature Spout.

Other colors available by special order only.  
Contact your sales representative.



Green



Light blue



Red



Pink



NEW

THE NEW 1/4"  
SIGNATURE SPOUTS  
FIT IN THE NEW  
UNIVERSAL CAP T's



## DID YOU KNOW?

It's been proven that a smaller tap hole doesn't affect the volume of sap collected under vacuum. Keep your maple trees healthy over the years.

Spouts available in 5/16" and 1/4" sizes and many colors for better tapping control in the woods.

### Signature SPOUTS WITH BARBS



1/4"

Maxflow barb for a  
better grip on tubing

This spout fits into the new T universal caps (66306099 and 66307357)



Clear

66045424WB



Blue

66045524WB



Smoke

66045624WB



5/16"



Clear

66045264WB



Blue

66045263WB



Smoke

66045269WB

### 30° DISPOSABLE SPOUTS



30° 17/64" blue spout  
with barbs

66090016

We recommend the use of the 17/64" drill bit for tapping.



30° 17/64" smoke spout  
with barbs

66090019

We recommend the use of the 17/64" drill bit for tapping.



30° 5/16" clear spout  
without barbs

66090064

We recommend the use of the 5/16" drill bit for tapping.

### ANTIBACTERIAL SPOUT

ZAP-BAC®



ONLY AVAILABLE  
IN THE USA

5/16" spout  
Zap-Bac Antibacterial

66090094

Contains silver nanoparticles, approved by FDA.

On request only.

Also available in 3/16" on request only.



# NECTAR, A PROMISING PROJECT FOR MAPLE SUGARING



**Vallier Chabot,**  
co-owner and general manager of CDL

A few years ago, CDL was approached by food processing companies who wanted to use maple as a sweetener. These companies were looking for an ingredient that had a consistent flavour and colour, and remained very stable in storage.

This is why, for nearly six years, CDL has been refining a process that transforms plant-based water into nectar. This nectar, a new value-added maple sweetener, will certainly revolutionize our industry because of its high nutritional quality and stability. CDL hopes that this innovation will propel the maple syrup industry forward and allow it to prosper in new markets like never before.

This project was quite a challenge. The goal was to create a maple sweetener that did not yet exist and for which there were no specifications beyond the three characteristics listed above. The challenge was even greater given that there was no equipment designed to make it. In a way, it was a nice blank canvas! This was a first for the CDL team: we had to work on both the process and the equipment to achieve the final product.



**SCAN TO SEE  
THE VIDEO**

[bit.ly/cdlvideos](https://bit.ly/cdlvideos)



Our team started from scratch, with only the goal of reaching the food processing companies' objectives. We started from the raw sap and crafted an entire process to make a final product that would meet the needs of the food processing industry.

“ This project was quite a challenge. The goal was to create a maple sweetener that did not yet exist and for which there were no specifications.


Today, we can say mission accomplished! This new, unique, 100% natural sweetener is ideal for the food processing industry, since maple nectar retains all the nutrients and properties of maple sap. The nectar has a final Brix of over 60. It's not altered, denatured, or overheated, which gives it the best nutritional value possible. Instead, it's concentrated through physical filtering and gentle heating. Note that while the sap is heated, it's never cooked or boiled above 100 °C (212 °F). It can be kept in a warehouse, making it easier to use and store for food processing companies.

Although CDL has worked on other innovative projects in the past, we are confident that this project remains one of the most promising for the maple sugaring industry as a whole. Nectar is a sweetener with almost unlimited potential in food processing and can easily replace the liquid sugars used by many large food and food processing companies.

Watch the following video to learn more about this project!



# MAXFLOW



## Better grip on tubing!


The new line of 5/16" Maxflow fittings was specifically designed and developed for maple producers wanting to operate over 25 in-hg (high vacuum).

These fittings enable a perfect seal with a vacuum level beyond 25 in-hg and offers the following advantages:

- > No parting lines on the first barb.
- > Precision moulding.
- > Eliminates micro-leaks caused by molding lines.
- > Better grip on the tubing.

## DID YOU KNOW?

## WHITE SPOUTS, 7% BETTER PERFORMANCE



## 5/16" MAXFLOW SPOUTS



5/16" black spout with barbs

66090516



5/16" white spout with barbs

66090517



5/16" blue spout with barbs

66090518

Note : we recommend the use of a 19/64" drill bit for Maxflow 5/16" tapping.

## 17/64" MAXFLOW SPOUTS



17/64" black spout with barbs

66090514



17/64" white spout with barbs

66090515



17/64" blue spout with barbs

66090513

## ACCORDING TO A STUDY FROM THE ACER CENTER



When comparing sap yield, the white Maxflow spout gave a **SAP VOLUME 7% HIGHER** than the black Maxflow spout.

## CONCLUSION OF THE STUDY

In the studied sugarbush, white spouts gave a higher volume of sap compared to the black spouts.

This increase, recorded in the last part of the season, would be related to the color of the spout and its thermal absorption properties.



# MAXFLOW

## THE SOLUTION TO PREVENT MICRO-LEAKS

### MAXFLOW TEES



5/16" health T

660300099



5/16" T with pin

66301099



5/16" multi-function T

660300096



*IDEAL TO SANITIZE WITH  
ISOPROPYL ALCOHOL*

5/16" T with sanitizing cap

66302099

5/16" Maxflow health T  
1/4" plug

660300095

5/16" Maxflow with  
multi stages pin

66304099



T 5/16" universal cap

66306099

**NEW**

Ideal to sanitize with isopropyl alcohol. This T can be used with the 1/4" Signature, 5/16" Signature and 5/16" Maxflow spouts.

Part of the CDL Maxflow family, the design and durability of the 5/16" insertion barbs eliminates most of the micro leaks.

### MAXFLOW END OF LINE TEES



5/16" end of line health T

66306357



5/16" end of line T with pin

66305099



*IDEAL TO SANITIZE WITH  
ISOPROPYL ALCOHOL*

5/16" end of line T  
with sanitizing cap

66304357



17/64" end of line health T

660300097




5/16" multifunction end T

66306358

5/16" Maxflow end line T  
multi stages

66305357

T 5/16" end of line  
universal cap

66307357

**NEW**

Ideal to sanitize with isopropyl alcohol. This T can be used with the 1/4" Signature, 5/16" Signature and 5/16" Maxflow spouts.

Part of the CDL Maxflow family, the design and durability of the 5/16" insertion barbs eliminates most of the micro leaks.



## MAXFLOW END OF LINE ADAPTORS

5/16" end of line adaptor 66265099

**MAXFLOW**



End of line adaptor with cap 66266099

**MAXFLOW**



Maxflow multifunctional end of line adaptor 66267099

**MAXFLOW**

## END OF LINE ADAPTORS



5/16" black Y 66014099



5/16" sliding adaptor ETMAT316C



5/16" sliding hook ETMAT316CH



5/16" end of line hook 66279099

## SAP LADDER FITTINGS



1/2" MIPT

5/16" 6-way star 66180



1/2" MIPT

5/16" 3-way star 66183

## 5/16" MAXFLOW CONNECTORS



5/16" flat hook connector 66303099

**MAXFLOW**

## 5/16" CONNECTORS



Quick connector 6601209902



Connector with loops 6601109902

## OTHER



5/16" Rubber plug 6603509905



Health spout pin 66012099



End-line ring ERA1400



Double forks 1/2" 66031099

Double forks 3/4" 66032099

Double forks 1" 66033099



INS X INS X INS 3/4" 66074099

1" 66075099

1" x 1" x 3/4" 66066099

1-1/4" x 1-1/4" x 1" 66034098

## CDL REDUCERS AND SPOUT ADAPTORS ALLOW YOU TO REUSE AND EXTEND THE LIFESPAN OF YOUR PERMANENT SPOUTS WHILE MAXIMIZING EFFICIENCY.

### REDUCERS AND ADAPTORS

VOLUME PRICING. OTHER COLORS AVAILABLE.  
ON ORDER ONLY, MINIMUM QUANTITIES REQUIRED CALL US!



7/16" to 1/4" thin wall clear reducer 66090714M



7/16" to 5/16" natural reducer 66090054N

Install on stubby spout 66090053.  
We recommend the use of a 19/64" drill bit for tapping.



7/16" to 5/16" thin wall clear reducer 66090054M

We recommend the use of a 5/16" drill bit for tapping.



5/16" black spout adaptor 66090099A

We recommend the use of a 19/64" drill bit for tapping.



5/16" natural spout adaptor 66090099N

We recommend the use of a 19/64" drill bit for tapping.



5/16" clear adaptor with thin wall 66090099M

We recommend the use of a 5/16" drill bit for tapping.



5/16" to 1/4" thin wall clear reducer 66090014M



5/16" Zap Bac antibacterial adaptor 66090094A

**ZAP BAC**



ONLY AVAILABLE  
IN THE USA

Please contact your CDL store or CDL online store for more information and prices.

### MAXSEAL MULTI-FITTINGS / FIXED HEAD



3/4" 66096096  
1" 66097096  
1-1/4" 66098096  
Maxseal single gasket 66091C

Hole diameter: 31/64".  
Screw kit #66099099 not included.

### MULTI-FITTINGS / FIXED HEAD



3/4" 66096099  
1" 66097099  
1-1/4" 66098099

Hole diameter: 5/16".  
Screw kit not included.

### MULTI-FITTINGS / PLUG

IDEAL TO REPAIR HOLES IN MAINLINES OR PLUG HOLES  
WHEN YOU CHANGE THE LOCATION OF A MULTI-FITTING.



3/4" 66094034  
1" 66094091

Screw kit not included.



Screw kit 66099099

### MULTI-FITTINGS / SWIVEL HEAD



1-1/2" 66064099

Hole diameter: 5/16"







## SANITIZING CAPS - PERFECT FOR SPOUT SANITATION



Clear cap tip insertion

66030515



1/4" Clear cap tip insertion

66030514



Clear sanitizing universal cap

CDL200

\*Pieces sold separately. Customer assembly required.

**THIS CAP FITS ON  
5/16" HEALTH Ts**



Light green 5/16" end cap insert

This product allows you to hang 5/16" Signature spouts or Maxflow 5/16" or 17/64" spouts to sanitize with isopropyl alcohol.

66030517



Clear blue 1/4" end cap insert

This cap fits on 5/16" health Ts and allows you to plug 1/4" signature, smart or 17/64" Maxflow spouts.

66030519



Universal reducer Maxflow cap

This product fits over the T plug Cap or an End of Line Adaptor.

The Universal Reducer MaxFlow Cap allows the insertion of our 5/16" or 1/4" Signature spout. It can also fit any of the spouts from the CDL product line, whether it's 5/16", 1/4" or 17/64".

66030518



**SCAN TO SEE  
THE VIDEO**

[bit.ly/cdlvideos](https://bit.ly/cdlvideos)



This product was designed with a malleable material to have very good retention and to be tight under high vacuum. It gives the opportunity to customers using permanent spouts to make the transition to the Signature spout without changing the entire drop.

## BUCKET SPOUTS



5/16" bucket spout | Blue

660552



7/16" white bucket spout

66055000A1

7/16" bucket spout  
Stainless steel

660555

7/16" Spout without hook  
Aluminum

660557

5/16" Spout without hook  
Aluminum

660555

## BUCKETS



2-gallon grey plastic bucket

663054



2-gallon green plastic bucket

663052



3-gallon green plastic bucket

663051



2-gallon blue plastic bucket

663050



3-gallon blue plastic bucket

663053

## COVERS AND ACCESSORIES

Galvanized cover for  
2-gallon bucket

66660

Green plastic cover for  
2-gallon bucket

663058

Blue plastic cover for  
2-gallon bucket

663059

Green plastic cover for  
3-gallon bucket

663057

Blue plastic cover for  
3-gallon bucket

663055

Wire for galvanized cover  
(25/Pkg)

LIDWIR

Galvanized bag holder

69BUCKET0102

Blue sap bag

663032

## TAPPING STARTER KIT - 15 TAPS



### Includes:

1 short tapping bit 5/16"  
15 bucket spouts 5/16"  
15 plastic buckets (2 gallon)  
15 galvanized bucket covers  
1 CDL aluminum tapping hammer  
1 aluminum spout remover (15")

6600800





SCAN TO SEE  
THE VIDEO

bit.ly/cdlvideos



## CDL GRAVITY TUBING 3/16" SEMI-RIGID

Ideal for sugarbushes without electricity and maple producers who do not want to use a mechanical system for vacuum.

	LENGTH	PRODUCT CODE	WARRANTY
Blue	500'	431610021	8 year
	1 000'	431608221	8 year
Green	500'	431608025	8 year
	1 000'	431608225	8 year

### 3/16" SPINSEAL FITTINGS



3/16" BLUE SpinSeal Fitting 66091041

3/16" BLACK SpinSeal Fitting 66091049



9/64" CDL drill bit for 3/16" SpinSeal Fittings 66964

### MAXSEAL MULTI-FITTINGS / FIXED HEAD



3/4" 66096395

1" 66097395

Maxseal single gasket 66091C

Screw kit not included



Screw Kit 66099099

### 3/16" FITTINGS



3/16" clear spout

66045316

*Signature*

We recommend the use of a 5/16" drill bit for tapping



3/16" white spout  
with barbs

66090316

**MAXFLOW**

We recommend the use of a 19/64" drill bit for tapping



3/16" end of line hook

66279357



3/16" flat hook connector

66303357



5/16" - 3/16"  
flat hook connector

66303356



3/16" T with pin

66303360



3/16" end of line T with pin

66303361



3/16" - 3/16" - 5/16"  
health T drop line

66303355



3/16" health T

66303357



3/16" health T end of line

66303358



5-16" - 5/16" - 3/16"  
health T drop line

66303356

# SpinSeal™

TECHNOLOGY

CDL EXCLUSIVE

SCAN TO SEE  
THE VIDEO[bit.ly/cdlvideos](https://bit.ly/cdlvideos)

1

**COMPLETED IN LESS  
THAN 2 MINUTES**

Using the SpinSeal welder, fittings  
installation on your mainlines  
has never been faster.

2

**AN ECO-FRIENDLY  
PRODUCT**

The SpinSeal fitting  
makes mainline recycling easy.

3

**100%  
SEALED**

CDL's SpinSeal fusion  
process provides a  
100% welded mainline system.

**See pages 20-21 for SPINSEAL™ mainline**



## CDL EXCLUSIVE

Save from \$1.80 to \$3.45 per lateral line compared to all other systems in the industry.

## THE SPINSEAL TECHNOLOGY

## THE CDL WAY TO SAVE TIME AND MONEY.

A REVOLUTIONNARY SYSTEM FOR INSTALLING FITTINGS ON MAINLINE IN RECORD TIME!



**DEWALT**

## A SURE VALUE!

SpinSeal welder  
Includes: 1 battery, 1 charger and carrying case.

730100



## MADE FOR :

- Repair hole(s), caused by animals on CDL HD, Spinseal, Fusion or Rapi tube tubing;
- Plug old 5/16" multi-fitting holes and allow conversion to spinseal system on CDL HD, Spinseal, Fusion or Rapi tube Pipe;
- Plug Spinseal holes that are not used anymore.

5/16" GREY SpinSeal plug

66091059



SpinSeal tool 1" mainline insert  
Can be used with a compact fitting tool. Facilitates the installation of the 5/16" tubing on your spinseal fitting.

730115



A



B



C

A 5/16" BLUE SpinSeal Fitting 66091061

B 5/16" BLACK SpinSeal Fitting 66091069

C 5/16" GREEN SpinSeal Fitting 66091065



5/16" SpinSeal drilling template with drill bit

730101



7/32" CDL drill bit for 5/16" SpinSeal Fittings

66732

**WARNING:** SpinSeal technology was developed for use on pipe manufactured and distributed by CDL. The use of these technology on pipes manufactured and distributed by other companies can be very risky and won't be covered by the warranty.

## CDL FLEX

- > FLEX
- > Flexible at all temperatures
- > The best translucency
- > Resists falling trees | No leakage
- > Ideal for droplines
- > Excellent elastic memory

## CDL VISION

- > FLEX / SEMI-RIGID
- > Ideal for straight and long laterals
- > Good translucency
- > Good elastic memory
- > Keep its properties over the years

Products manufactured by  **CDL**  
Best price/quality ratio in the industry!

### BLUE

	RIGIDITY	CODE	
5/16" CDL Flex	Flex	451610001	<b>10 year</b>
5/16" CDL Flex	Flex	451615001*	<b>15 year</b>
5/16" CDL Vision	Flex / Semi-rigid	451610021	<b>10 year</b>
5/16" CDL 50	Semi-rigid	451610031*	<b>10 year</b>
5/16" CDL MAX	Semi-rigid / Rigid	451605011	

\* Special order only.

### DARK BLUE

	RIGIDITY	CODE	WARRANTY
5/16" CDL Flex	Flex	451610007*	<b>10 year</b>
5/16" CDL Flex	Flex	451615007	<b>15 year</b>
5/16" CDL Vision	Flex / Semi-rigid	451610027*	<b>10 year</b>
5/16" CDL Vision	Flex / Semi-rigid	451615027*	<b>15 year</b>

  
**NOT IN STOCK  
IN THE USA  
UPON REQUEST ONLY**

\* Special order only.



## CDL 50

- > SEMI-RIGID
- > A good compromise of flexibility and rigidity between the VISION and the MAX

## CDL MAX

- > SEMI-RIGID / RIGID
- > Less curvature and better hold in low density sugarbushes
- > Ideal for installations where the distance between maple trees is very large
- > The least expensive of the 5/16 CDL tubing line
- > Interesting quality vs price ratio

Products manufactured by  **CDL**

**Best price/quality ratio in the industry!**

### GREEN

	RIGIDITY	CODE	WARRANTY
5/16" CDL Flex	Flex	451610005	10 year
5/16" CDL Flex	Flex	451615005	15 year
5/16" CDL Vision	Flex / Semi-rigid	451610025	10 year
5/16" CDL MAX	Semi-rigid / Rigid	451605015	

### SHADOW GREY

	RIGIDITY	CODE	WARRANTY
5/16" CDL Flex	Flex	451610006*	10 year
5/16" CDL Flex	Flex	451615006	15 year

  
NOT IN STOCK  
IN THE USA  
UPON REQUEST ONLY

\* Special order only.



### Drop line assembly service

Ask your CDL representative about our drop line assembly service!

## SpinSeal

- > 100 PSI
- > Thicker and more flexible
- > Remains flexible even in cold weather

## HD (HIGH DENSITY)

- > 100 PSI
- > Superior quality high density resin
- > More rigid than the low density | Light tubing

## Products manufactured by CDL

**10-YEAR  
WARRANTY**  
Get CDL  
quality!



**BLACK**



**BLUE**



**GREEN**

		BLACK		BLUE		GREEN	
		SpinSeal	HD	SpinSeal	HD	SpinSeal	HD
<b>3/4"</b>	500'	403410069S	403410069	403410061S	403410061	403410065S	403410065*
	1 000'	-	403410269*	-	403410261	-	403410265*
	2 500' spool	403410169S*	403410169*	403410161S*	403410161*	-	403410165*
<b>1"</b>	500'	410010069S	410010069	410010061S	410010061	410010065S	410010065
	1 000'	410010269S	410010269	410010261S	410010261	410010265S	410010265
	1 500' spool	410010169S	410010169	410010161S	410010161	410010165S	410010165
<b>1 1/4"</b>	500'	411410069S	411410069	411410061S	411410061	-	411410065
	1 000'	-	411410269*	-	411410261*	-	411410265*
	1 000' spool	411410169S	-	411410161S	-	-	-
<b>1 1/2"</b>	500'	411210069S	411210069	411210061S	411210061	-	411210065
	900' spool	411210169S	-	411210161S	-	-	-

\* Special order only.

\* Special order only.

\* Special order only.

## Our commitment

When producing CDL tubing and mainline, we make sure to do supervised quality checks so we can guarantee you the best product on the market.



### TUBING FOR SIDE TYING

**1/2"** 500'  
Black  
401210049



# CDL PRE-LASHED MAINLINE

Factory pre-lashed with superior stainless steel wire. Save time with a 1-step installation!

Aluminum alloy main wire

Stainless steel support wire


SCAN TO SEE  
THE VIDEO  
[bit.ly/cdlvideos](https://bit.ly/cdlvideos)



Products manufactured by  **CDL**

## 10-YEAR WARRANTY


Get CDL quality!



**BLACK**



**BLUE**



**GREEN**

		SpinSeal		HD	SpinSeal		HD	SpinSeal		HD
<b>¾"</b>	2 500' spool (PRE-LASHED)	403410169SL*	403410169L*		403410161SL*	403410161L*		-	403410165L*	
<b>1"</b>	1 500' spool (PRE-LASHED)	410010169SL	410010169L		410010161SL	410010161L		410010165SL	410010165L	
<b>1¼"</b>	1 000' spool (PRE-LASHED)	411410169SL	-		411410161SL	-		-	-	
<b>1½"</b>	900' spool (PRE-LASHED)	411210169SL	-		411210161SL	-		-	-	

\* Special order only.

\* Special order only.

\* Special order only.

## ADVANTAGES OF THE PRE-LASHED AND SPINSEAL COMBO

- The Professional's choice
- Potential savings of \$ 0.75 per tap, in labor and material
- Best value for the money of any mainline systems in the industry
- Resistant and very reliable system over time
- The most durable system that requires the least maintenance over time
- To try it, is to adopt it!



**WE PROVIDE TIPS FOR  
INSTALLING PIPES AND  
TUBING AND REFER YOU  
TO DIRECT AND TRUSTED  
RESOURCES FOR YOUR  
PROJECT.**

4. SAISONS



NOT IN STOCK IN THE USA  
UPON REQUEST ONLY

# THE BEST SELLING 5/16" IN THE WORLD SINCE 1996!



VERSAPROFILES

- Performant since 1996
- Made of 100% pure resin
- Made by an extrusion specialist
- Highly translucent

- Malleable from -40°C to 40°C
- 100% airtight
- Weather resistant
- No worries, guaranteed



Manufactured exclusively for



CDL

SCAN TO SEE  
THE VIDEO

[bit.ly/cdlvideos](https://bit.ly/cdlvideos)



## BLUE

CODE WARRANTY

500' 6600130805 10 year

500' 6600127209 15 year

## GREEN

CODE WARRANTY

500' 6600137510D 10 year

500' 6600137515 15 year

## SHADOW GREY

CODE WARRANTY

500' 6600144010 10 year

500' 6600142415 15 year

TUBING IS IDENTIFIED WITH PERMANENT MARKING EVERY 25'

00000



VERSAPROFILES

5/16"

4SAISONS

10 YEARS/ANS

ALIM FOOD GRADE

CANADA

A A M M J J E E

## PRECUT DROPS

10 year  
warranty

Clear

6600100036 36"

6600100040 40"

Other colours and lengths  
available upon request.



Our precut drops will save you work in the preparation of your drops.


Completely clear for an optimal visibility.

Again, the unique plastic recipe with UV stabilisers and an established reputation is offered to optimize yield and durability.

Available in 36 and 40 inch length, and packaged in bundles of 100 units.



# VERSAPROFILES



TITAN SPOOL

## AERIAL/IN-GROUND HDPE TUBING

### VERSAPIPE™ FUSION

Only the Fusion pipe is compatible with stainless steel, PVC and electrofusion fittings used in the industry.

Regardless of your choice of fittings, The VersaPIPE FUSION pipe can always be repaired or joined easily with conventional techniques.

**145 PSI**

	LENGTH	BLACK	BLUE	GREEN
1"	500'	670020990500	670022720500	-
1"	1 500' spool	670020991500	670022721500	-
1-1/4"	500'	670030990500	670032720500	-
1-1/4"	1 000'	670030991000	670032721000	-
1-1/2"	500'	661222920500	661222720500	-
1-1/2"	2 500' spool	661222922500	661222722500	-
2"	500'	66230292	66230272	66230375*
2"	2 500' spool	662302922500	662302722500	662303752500*
3"	50' rod	66334292	66334272	-
3"	500'	663340990500	663342720500	-
4"	50' rod	663440990050*	663432720050*	-

\* Special order only.



**THE SPINSEAL TECHNOLOGY CAN BE USED WITH FUSION AND RAPITUBE MAINLINES.**

## BURIED



## END TO END FUSION



## END TO END FUSION ADVANTAGES

- The least expensive
- Very resistant and durable
- Ideal for buried pipe systems
- Does not require any fittings

## WIRELESS MAINLINE TUBING

### RAPITUBE V2™

#### TRANSLUSCENT BLUE

3/4"	500'	6600727250RT
1"	500'	6600827250RT
1"	3 000' spool	6600827227RT

#### RAPI-FIX TENSION STRAPPING

Black	200'	66300099
-------	------	----------



**FLEXIBLE  
QUICKER TO INSTALL  
100 PSI**

SCAN TO SEE  
THE VIDEO  
[bit.ly/cdlvideos](https://bit.ly/cdlvideos)



Fusion and rapitube mainlines are manufactured exclusively for



## ELECTROFUSION

HIGH  
TECHNOLOGY  
FITTINGS

## ELECTRO SADDLES



1-1/4" x 1"	66130125X100
1-1/2" x 1"	66130115X100
1-1/2" x 1-1/2"	66130115X150
2" x 1"	6613012X100
2" x 1-1/4"	6613012X12500
2" x 1-1/2"	6613012X150
3" x 1"	6613013X100
3" x 1-1/4"	6613013X12500
3" x 1-1/2"	6613013X1500
3" x 2"	6613013X200

## A LEAK FREE SOLUTION.

FUSION SYSTEM FOR  
AERIAL OR BURIED TUBING

- > Ultra quick installation of connectors;
- > Installation of connectors without cutting the tubing.

## ELECTRO COUPLINGS



1"	661303100
1-1/4"	66130312500
1-1/2"	6613031500
2"	661303200
3"	661303300
4"	661303400

## ELECTRO T



1" x 1" x 1"	6613041X1X100
1 1/2" x 1 1/2" x 1 1/2"	661301150
2" x 2" x 2"	661301200

## ELECTRO REDUCERS



2" x 1-1/2"	6613022X1500
3" x 2"	6613023X200

PURCHASE  
OR LEASE

Ask your CDL sales representative about purchasing or leasing a welder.



For rent	10601LOC
Purchase	10502



## WIRE TIES



5" | 1000/pkg  
for 3/4" tubing

660851

6" | 1000/pkg  
for 1" tubing

660861

7" | 1000/pkg  
for 1 1/4" tubing

660871

8" | 1000/pkg  
for 1 1/2" tubing

660881

10" | 1000/pkg  
for 2" tubing

660811

12" | 2500/pkg

66400112

14" | 2500/pkg  
for 3" tubing

66096

18" | 1000/pkg  
for 3" tubing

-

### REGULAR (18 GA)

### HEAVY DUTY (16 GA)

66085116

66086116

66087116

66088116

660810116

6640011216

6609616

66423

## TENSION GRIP



### OPEN

3/4"

663093

1"

663092

### REGULAR

3/4"

663098

1"

663099

1-1/4"

663097

1-1/2"

663096

2"

663095

3"

663089

## WIRE AND ACCESSORIES



### GALVANIZED

#9	50 lb	66040
#12	50 lb	66049
#14	50 lb	66051

### HIGH TENSION

#12,5	50 lb	ETBR012.5HT
.134 high carbone	50 lb	66054
.134 high carbone	100 lb	660541
Hydro aluminum #10	± 1500 lb/stool	660301
Hydro aluminum #12	± 1200 lb/stool	660302

### LASHING WIRE



Stainless steel 1 200' 660660



Medium gripper 10-14 GA 665503

Large gripper 7,5-10 GA 665505

Jumbo gripper 10-12,5 GA 665511



Repair wire #9 (orange) 662000

Repair wire #10 (black) 662001

Repair wire 3/16" 662003

Repair wire for 1/4" cable 662004



Steel cable 1/8" 60042

Steel cable 3/16" 60045

Steel cable 1/4" 60043



3/8" hook tensioning screw 667073



Galvanised steel ratchet ETMRAT01



Ratchet handle for wire ETMRAT02



Screw eye bolt  
1/2" x 5-1/4" x 1" zinc 664160



12,5 GA wire link WL12LINK



## PRUNO TOOLS FOR TUBING



Repair pliers with automatic tension and tubing stretcher 6623160



Mini 3/16" installation pliers with adjustable automatic pressure and cutter 6623156



Mini 3/16" installation pliers with adjustment screw 66515



5/16" installation pliers with adjustment screw 6623158



Repair pliers with adjustment screw with knife and tubing stretcher 66501



Deluxe double automatic tubing tool with cutter and tubing stretcher 662153

## PRUNO WIRE GRIPPER



Spring loaded wire gripper 667068

## PRUNO TOOLS FOR SPOUTS AND TUBING



5/16" tubing remover pliers, 5 functions 664963



Blade for 5/16" tubing remover pliers 66500



5/16" compact insertion tool with lateral knife and tubing stretcher 66559



5/16" compact insertion tool with lateral knife 66558



Blade for compact insertion tool 665579



5/16" compact insertion tool with 4wr vise-grip and lateral knife 66557



5/16" tubing butt remover without blade 664954



3/16" compact insertion tool with 4wr vise-grip and lateral knife 6623157



5/16" compact insertion tool 30° to 115° with cutter  
Ideal to install Signature spouts and every other CDL spouts 664958



5/16" compact insertion tool 30° to 115°  
ideal to install signature spouts and every other CDL spouts 664959

## PRUNO SUPPORT HOOKS



Kit with 2 aluminum hooks for mainline level 66902

\*Level not included



## PRUNO PUNCH



31/64" drill bit and handle

661851P

## PRUNO FLOW STOPPER TOOL

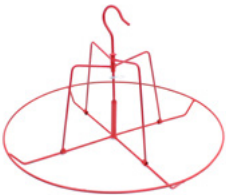


Flow stopper tool with adjustment screw

66499

## PRUNO TUBING WINDER

- Swivel hook
- Lightweight, adjustable and foldable (for shipping and storage)



Horizontal for 3/16" and 5/16" tubing

660411



Vertical for 3/16" and 5/16" tubing

660410



For wire

66041

## PRUNO MAINLINE DOUBLE FORK PLIERS



1" and 3/4"

662191

1-1/2" and 1"

66219

1-1/4" and 1"

662194

1-1/2" and 1-1/4"

662195

2" and 1-1/2"

662192

3"

662193

3/4" to 2" Kit

662196






**THE FIRST CHOICE OF WOODSMEN!**

**MARKING WILL LAST 1-2 YEARS**

### FEATURES

- > ENVIRONMENTALLY FRIENDLY
- > Marking will last 1-2 years depending on supports and application conditions
- > Temperature range : -15 °C à 50 °C
- > Excellent adherence
- > High covering power



Orange Fluo Marker

661174

Yellow Standard Marker

661172

Red Standard Marker

661177

Blue Standard Marker

661179

## WIRE TOOLS



CDL wire bender  
650 kg

667079



Permanent wire gripper  
for path crossing

667066



Crimping tool

665701



High tension wire cutter  
Cuts high carbon wire easily

73069



"Contractor" pliers for  
gripper installation

665504



Light clamp for gripper

665522



Manual wire twister

66090



Automatic wire twister

66091

## TOOLS FOR PRE-LASHED MAINLINES INSTALLATION



Pre-lashed mainline  
retention hook

660604



Wire puller for  
pre-lashed mainline

660605

## TOOLS FOR TUBING



30" Drop line cutter

668086




36" Drop line cutter

668089



40" Drop line cutter

668088



5/16" Drop line pliers

66496



3/16" Drop line pliers

66497



Pliers 5/16" aluminium  
foam sleeves

68049

## PUNCHES



5/16" drill bit and handle

66185P



31/64" only drill bit

664979

## REELS

Galvanized  
mainline reel  
on wheels

660416

Toolbox (optional)

660417

Wire reel  
(optional)

660418





## PLIERS FOR SPOUTS AND TUBING



3/16" Compact  
insertion pliers  
Anti-ice jaws

73067

**An even larger choice!**  
Many other models in store to answer all  
your needs and budget, check it out!



Compact insertion pliers  
Anti-ice jaws

73062



3/16" tension hooks

669103



Aluminium binder 30"

68044



5/16" tension hooks

669104



3/4" to 1-1/2" tubing cutters

63001

Repair pliers for  
3/16" tubing

ETPTR0316C



2" tubing cutters

63005



FISKAR pliers

63FISK

5/16" nut driver

660911

## MARKING ACCESSORIES AND TOOLS



PREMIUM QUALITY  
TAPE 4-SEASON

Orange fluorescent tape

661015

Pink fluorescent tape

661016

Yellow fluorescent tape

661018

Blue fluorescent tape

661017



Sighting hand level

666566

The Forestry Pro II laser  
rangefinder/hypsometer

Accurate distance measurer  
with improved capability and  
accuracy. Faster response  
time. New function to store  
up to 250 results. Compact  
ergonomics and ease of use.

6606420



Interview by **Anne-Sophie Couture-Goulet**,  
marketing coordinator

# TIPS FOR SETTING UP A NEW SUGAR BUSH

I had the opportunity to interview Michaël Cliche, a forestry engineer by training who has been a maple sugaring advisor at the Association des propriétaires de boisés de la Beauce since 2018. He humbly agreed to share his knowledge with us on a fascinating subject!

**Anne-Sophie Couture-Goulet (ASCG):** What sorts of things do you need to consider before you even start preparing the site?

Michaël Cliche (MC): First, you need to be aware that it will take a lot of time and money. Many sugar bushes fail because owners don't keep up with their monitoring and investments. Until the trees are human-height (so 5 to 6 feet tall), they're vulnerable to a lot of things.

**ASCG:** What characteristics do you need to consider in a site?

DRAINAGE	ROCK CONTENT	SLOPE	TEXTURE	WATER TABLE	DEPTH
Fast	High	High	Rough	None	Thin
Good				Generally absent from 1 <sup>st</sup> m	
Moderate				In the 1 <sup>st</sup> m	
Imperfect				In the 1 <sup>st</sup> m	
Bad				Near the surface	
Very bad	Low	Low	Fine	Recovers the surface	Deep

MC: First, you need to make sure that the species you're planting can grow in our climate. Next, you need to check that the site has the right soil for that species. That means looking at things like drainage and texture—whether it's a very sandy soil or a clay soil, for example. Finally, you need to consider the fertility of the soil, which means considering the pH and mineral content.

**ASCG:** What is autecology? And why is it important for the development of your sugar bush?

MC: Autecology is a science that studies how species interact with their environments and each other. It concerns the environment around the tree, so things like shade, soil, pH, and competition with other species.

**ASCG:** In other words, you need to choose the right species of maple for your site.

MC: For syrup production, you usually see red maples and sugar maples. There's also the black maple, which is found more in the south of Quebec, and silver maples which are found more in wetlands or on riverbanks. Regardless of personal preferences, though, it's important to choose the right species for the site and its growth potential. You really need to make sure the species is a good fit for your location. In the end, it's better to have a species that can thrive on the site than one that you like, but is just barely hanging on.

**ASCG:** Would it be a good idea for maple producers to walk through their sugar bush and mark the trees that should be transplanted to a field or another parcel in the near future?

MC: Absolutely! Sugar maples and red maples have a reproductive strategy of establishing a large seedling bank. However, very few of those seeds make it to maturity. As a result, it's better to move those seedlings from high-density places to places where there are shortages, since they can be used for regeneration. Ideally, the goal is to have about 250 taps per hectare. And of course, walking through your maple grove to prospect in any season is always a good idea.

For more tips and details on how to successfully establish your sugar bush, check out the full interview online on our website!



Get the Guide d'aménagement des érablières (available in French only), produced by the Association des propriétaires de boisés de la Beauce in collaboration with the Canada-Quebec Canadian Agricultural Partnership, from the APBB website at [www.apbb.ca](http://www.apbb.ca).



## CDL DRILL BITS - HIGH PERFORMANCE



- High precision sharpening
- Developed to maximize cutting accuracy in frozen and semi-frozen wood
- No cutting burr
- Developed for maximum performance in sugar maple and red maple trees

17/64" drill bit	66252
19/64" drill bit	66259
1/4" drill bit	662414
5/16" drill bit	662516
19/64" long drill bit <small>Ideal for Precision Tapper</small>	662542
1/4" long drill bit <small>Ideal for Precision Tapper</small>	662415
5/16" long drill bit <small>Ideal for Precision Tapper</small>	662540

## HIGH RESISTANT CDL TITAN (TITANIUM)



- 1.5 to 2 times more durable than a standard tapping bit
- Increased corrosion resistance

19/64" bit	662590*
5/16" bit	662517*

\* Available in limited quantity.

## BOLDUC DRILL BITS



15/64" Bolduc drill bit	662535C
1/4" Bolduc drill bit	662537C
17/64" Bolduc drill bit	662539C
9/32" Bolduc drill bit	662536C
19/64" Bolduc drill bit	662544C
5/16" Bolduc drill bit	662543C
15/64" Bolduc long drill bit	662535
1/4" Bolduc long drill bit	662537
17/64" Bolduc long drill bit	662539
9/32" Bolduc long drill bit	662536
19/64" Bolduc long drill bit	662544
5/16" Bolduc long drill bit	662543

## DRILL BIT



7/16" titanium bit

66251



**CDL OFFERS A PROFESSIONAL TAPPING BIT SHARPENING SERVICE. CHECK IT OUT!**

## WORK APRONS



A Work apron	66932
B CDL work apron	66934

## TAPPING ACCESSORIES



CDL tapping hammer  
Aluminum handle

73064



2 face tapping hammer  
Aluminum handle

68041



Tapping hammer with blade  
Aluminum handle

68042



12" wooden tapping hammer

729254045



1 L bottle + vaporizer

663440

1 L bottle

66344

Spray trigger head

663441



Branon Systems, LLC

# PRECISION TAPPER

## PROFITABILITY STARTS FROM TREES!

### PREVENT

- ✓ Damaged drill bits
- ✓ Inconsistency
- ✓ Oval holes
- ✓ Holes tapped too deep

### GET RID OF

- ✓ Vacuum loss
- ✓ Production loss
- ✓ High labor cost
- ✓ Unhealthy trees

SCAN TO SEE  
THE VIDEO

[bit.ly/cdlvideos](https://bit.ly/cdlvideos)



**PERFECT TAP,  
PERFECTLY  
AIRTIGHT.**



**PERFECT ANGLE AND  
TAP HOLE DEPTH**



**EXCLUSIVE**



Precision Tapper™ kit  
Includes: 1 drill, 2 batteries, 1 carrying bag and  
1 precision template.

663970

\*Tapping bit adaptor not included.



Precision Tapper™ adaptor  
Installation included on your drill.

663971

\*Drill bit not included.

#### Drill bits adaptors

(1/2"-20 UNF)

(9/16"-18 UNF)

1/4"	6639714	6639714-1
19/64"	6639964	6639964-1
5/16"	6639716	6639716-1



[cdlinc.ca](https://cdlinc.ca) | [cdlusa.com](https://cdlusa.com)





## TAPPING DRILL AND ACCESSORIES

### THE BEST TAPPING DRILL SPECIFICALLY DESIGNED FOR THE MAPLE SYRUP INDUSTRY.

- Head at 90°
- Brushless
- 2 000 RPM
- Long lasting 5A lithium battery



20V Dewalt drill	663920
20V Dewalt battery	663925
12V-20V Dewalt charger	663921
Carrying bag	663920K

**Catalog promotion**

Get a bonus carry bag with the purchase of the complete set!

## BACKPACK CLEANING KIT

**COMPACT, LIGHTER, COMFORTABLE AND SPECIFICALLY DESIGNED FOR MAPLE SUGARING.**

Specifically developed by CDL for work under vacuum.



6 liter container

Backpack cleaning kit with harness and dozer 661616

Backpack cleaning kit with harness, without dozer 661612



Dozer gun only, 10 to 20 ml 661698

Harness only 661691



Replacement tube kit for CDL dozer 661692



Three-piece kit for dispenser spout 661693



Spring for CDL dozer 661694



Screw cap for CDL dozer 661689

## BRUSHES FOR BUCKETS AND SPOUTS



For 1,5-gallon bucket 72940020



For 2-gallon bucket 72940031



For 7/16" interior spout 72940041



For 7/16" interior spout 663562

For 5/16" - 19/64" spout 663563

## TUBE CLEANING SPONGES



3/4" - 1" 661432

1-1/2" - 1-1/4" 661433

2" 661435

3" 661436

## SPOUT REMOVERS



A Steel spout remover 66077

Aluminum spout remover | Small | 15" 68015

Aluminum spout remover | Medium | 22,5" 68020

B Aluminum spout remover | Long | 30" 68030

Aluminum spout remover | X-Long | 40" 68040

Aluminum spout remover | 48" 68031

C Aluminum spout remover | 60" 68032

D Rotating 30" aluminum spout remover  
Foam handle 68046

## CONNECTORS



INS x INS

3/4"	662034
1"	662035
1 1/4"	662037
1 1/2"	662038
2"	662039
3"	662033

## REDUCERS



INS x INS

1" x 3/4"	665580
1 1/4" x 3/4"	665586
1 1/4" x 1"	665581
1 1/2" x 3/4"	665587
1 1/2" x 1"	665582
1 1/2" x 1 1/4"	665599
2" x 1"	665596
2" x 1 1/4"	710150
2" x 1 1/2"	665583
3" x 2"	6655302

## ADAPTORS



MIPT x INS

1/4" x 5/16"	6645555
1/2" x 5/8"	710563
3/4"	665589
1"	665592
1 1/4"	665591
1 1/2"	665590
2"	665593
3"	660003

## TEES



INS x INS x INS

1/2"	660503
3/4"	7134341
1"	6607527
1 1/4"	6603106
1 1/2"	6603105
2"	6603108
1" x 1" x 3/4"	660505
1 1/4" x 1 1/4" x 3/4"	660317
1 1/4" x 1 1/4" x 1"	6605061
1 1/2" x 1 1/2" x 3/4"	660507
1 1/2" x 1 1/2" x 1"	660506
1 1/2" x 1 1/2" x 1 1/4"	730312
2" x 2" x 3/4"	660508
2" x 2" x 1"	730311
2" x 2" x 1 1/4"	730314
2" x 2" x 1 1/2"	660511
3" x 3" x 1"	660520



INS x INS x MIPT

1"	66075251
1 1/2" x 1 1/2" x 1"	730308



INS x MIPT x INS

3/4"	71343415
1"	660515
1 1/4"	66031066
1 1/2"	66031056

## Y



INS x INS x INS

1/2"	6607531
3/4"	6607507
1"	6607501
1 1/4"	6607510
1 1/2"	6607508
2"	6607509
3"	6607522
1" x 1" x 3/4"	660751
1" x 3/4" x 3/4"	660752
1 1/4" x 1" x 1"	6607511
1 1/4" x 1 1/4" x 3/4"	6607518
1 1/4" x 1 1/4" x 1"	6607512
1 1/2" x 1" x 1"	66075191
1 1/2" x 1 1/4" x 1 1/4"	6607515
1 1/2" x 1 1/2" x 3/4"	6607520
1 1/2" x 1 1/2" x 1"	6607516
1 1/2" x 1 1/2" x 1 1/4"	6607505
2" x 2" x 3/4"	6607514
2" x 2" x 1"	6607513
2" x 2" x 1 1/4"	6607519
2" x 2" x 1 1/2"	6607503
3" x 3" x 1"	66075130
3" x 3" x 1 1/2"	66075128
3" x 3" x 2"	66075129



MIPT x INS x INS

3/4"	66075121
1"	66075122



INS x MIPT x INS

3/4"	66075124
------	----------

**A QUALITY  
THAT MAKES  
ALL THE  
DIFFERENCE!**

## HOOK PLUGS



INS

3/4"	666834
1"	666801
1 1/4"	666114
1 1/2"	666112
2"	666802
3"	666803
4"	666804

## VACUUM ADAPTOR

MANOMETER  
NOT INCLUDED

INS X MIPT X FIPT VACUUM


1 x 1/4"	6655921
----------	---------




**Sharp edges for solid grip, precise machining,  
no restriction, get CDL quality!**





## COUPLINGS

	1/4"	6010FC025
	3/8"	6010FC0375
	1/2"	6010FC05
	3/4"	6010FC075
	1"	6010FC1
	1 1/4"	6010FC125
	1 1/2"	6010FC15
	2"	6010FC2




## TEES

	FIPT	
	1/4"	712525
	3/8"	6010T0375
	1/2"	711212
	3/4"	713434
	1"	711010
	1 1/4"	6010T125
	1 1/2"	6010T15
	2"	6010T2


## THREADED PLUGS

	FIPT	
	1/4"	SCA025
	1/2"	SCA050
	3/4"	6010BF34
	1"	6010BF1
	1 1/4"	SCA125
	1 1/2"	SCA150
	2"	SCA200
	MIPT	
	1/4"	6010B25
	3/8"	6010B38
	1/2"	6010B12
	3/4"	6010B34
	1"	6010B1
	1 1/4"	6010B114
	1 1/2"	6010B112
	2"	6010B2

## ELBOWS



	90° FIPT x FIPT	
	1/4"	6010914
	3/8"	601090038
	1/2"	601095
	3/4"	6010975
	1"	6010901
	1 1/4"	601090125
	1 1/2"	60109015
	2"	6010902
	90° MIPT x FIPT	
	1/4"	6010913
	3/8"	6010900375
	1/2"	60109S05
	3/4"	601090075
	1"	601090
	1 1/4"	601097
	1 1/2"	601096
	2"	601092
	45° FIPT	
	1/2"	S4E050
	3/4"	S4E075
	1"	S4E100
	1 1/4"	S4E125
	1 1/2"	60109415

## NIPPLES

	1/4" close	610151
	1/4" x 3"	601104003
	1/4" x 6"	SNI256
	3/8" close	60150375C
	3/8" x 2"	60382
	3/8" x 2 1/2"	SNI3725
	3/8" x 3"	60150383
	3/8" x 4"	601503754
	3/8" x 5"	SNI375
	3/8" x 6"	SNI376
	1/2" close	60150500C
	1/2" x 1 1/2"	SNI051
	1/2" x 2"	601105002
	1/2" x 2 1/2"	6015150025
	1/2" x 3"	60115003
	1/2" x 4"	601105004
	1/2" x 5"	60111501
	1/2" x 6"	60115006
	3/4" close	60110750C
	3/4" x 2"	601107502
	3/4" x 3"	601107530C
	3/4" x 4"	711005
	3/4" x 5"	711015
	3/4" x 6"	711003
	3/4" x 8"	SNI758
	1" close	60151000C
	1" x 2"	601002
	1" x 3"	60111003
	1" x 4"	711004
	1" x 5"	601110500
	1" x 6"	601110006
	1" x 8"	60118
	1 1/4" close	60111250C
	1 1/4" x 2 1/2"	601112525
	1 1/4" " x 3"	601112503
	1 1/4" " x 4"	711006
	1 1/4" " x 5"	SNI125
	1 1/4" " x 6"	711017
	1 1/2" close	60111500C
	1 1/2" x 2 1/2"	6011150025
	1 1/2" x 3"	60111503
	1 1/2" x 4"	711009
	1 1/2" x 5"	SNI155
	1 1/2" x 6"	601115006
	1 1/2" x 8"	SNI158
	2" close	60152000C
	2" x 3"	SNI203
	2" x 6"	601120006

Other lengths available:  
12"-24"-48"-72"-96". Contact us.

## REDUCERS

	FIPT x FIPT	
	1/4" x 3/8"	SC2537
	1/2" x 1/4"	SC5025
	1/2" x 3/8"	SC5037
	3/4" x 1/4"	SC7525
	3/4" x 3/8"	SC7537
	3/4" x 1/2"	SC7550
	1" x 1/4"	SC1025
	1" x 3/8"	SC1037
	1" x 1/2"	SC1050
	1" x 3/4"	SC1075
	1 1/4" x 1/2"	SC1250
	1 1/4" x 3/4"	SC1275
	1 1/4" x 1"	SC1210
	1 1/2" x 1/2"	SC1550
	1 1/2" x 3/4"	SC1575
	1 1/2" x 1"	SC1510
	1 1/2" x 1 1/4"	SC1512
	2" x 1"	SC2010
	2" x 1 1/2"	SC2015
	MIPT x FIPT	
	1/4" x 3/8"	711014
	1/2" x 1/4"	715025
	1/2" x 3/8"	705038
	3/4" x 1/4"	713414
	3/4" x 3/8"	713438
	3/4" x 1/2"	713412
	1" x 1/4"	714014
	1" x 3/8"	SB1037
	1" x 1/2"	711012
	1" x 3/4"	711034
	1 1/4" x 3/8"	SB1237
	1 1/4" x 1/2"	665551
	1 1/4" x 3/4"	714075
	1 1/4" x 1"	714100
	1 1/2" x 1/2"	712050
	1 1/2" x 3/4"	712034
	1 1/2" x 1"	711210
	1 1/2" x 1 1/4"	712114
	2" x 1/2"	SB2050
	2" x 3/4"	711013
	2" x 1"	711020
	2" x 1 1/4"	711225
	2" x 1 1/2"	712015
	3" x 2"	710302



## BUTTERFLY VALVES



1½"	60T150
2"	60P88CC2
2½"	60T212
3"	60T300



BUTTERFLY VALVE EPDM  
GASKET (BLACK BALL)

1½"	60GASKETVALPAP112EPDM
2"	60GASKETVALPAP2EPDM
2½"	60GASKET212EPDM
3"	60GASKETVALPAP3EPDM
4"	60GASKETVALPAP4EPDM

## CLIPS X FIPT FERRULES



1½" x ¾"	6788991D3
1½" x 1"	6788991D4
2" x 1¼"	67THRE2X114ST
2" x 1½"	6598140
2" x 2"	6598142
2½" x 2"	6598141

## QUICK COUPLINGS



COMPLETE SET

¾"	662034SS
1"	662015SS
1¼"	662014SS
1½"	662012SS
2"	662025SS

INSERTION PART ONLY

¾"	736650
1"	736651
1¼"	736652
1½"	736655
2"	736656

## CLIPS X MIPT FERRULES



1½" x ¾"	736654
1½" x 1"	6788991D1
1½" x 1¼"	770060
1½" x 1½"	770024
2" x 1¼"	60R14SW214
2" x 2"	60R14SW22
2" x 1½"	60R14SW215
2½" x 2"	770049

## CLIPS FERRULES



QUICK

1½"	60R13C112
2"	60R13C2
2½"	60R13C212
3"	60R13C3



HEAVY DUTY

1½"	60R13HC112
2"	60R13HC2
2½"	60R13HC212
3"	60R13HC3



SCREW STYLE

1½"	60R13VT112
2"	60R13VT2
2½"	60R13VT212

## SILICONE GASKETS FOR FERRULES



1½"	60GASKET112SILI
2"	60GASKET2SILI
2½"	60GASKET212SILI
3"	60GASKET3



Source : Maplefromcanada.ca

## MAPLE-CITRUS ENERGY BITES

YIELD: 10 balls or squares. Can be frozen.

### Ingredients

- > 1 tbsp butter
- > 1/3 cup maple syrup
- > 1/3 cup orange juice
- > 1 tbsp chia seeds
- > 1/2 small lemon, juice and zest
- > 1 cup puffed wheat cereal
- > 1/2 cup puffed quinoa

### Method

1. Melt butter in a saucepan and add liquid ingredients and chia seeds. Bring to a boil, then simmer 8 – 10 minutes.
2. Mix the puffed wheat and quinoa in a bowl.
3. Pour in the hot liquid, add the lemon zest, and mix well.
4. Stuff mixture into the molds of silicon ice cube trays or shape into little balls and place on a baking sheet.
5. Refrigerate 2 hours and they're ready to go!



## STAINLESS STEEL QUICK COUPLINGS



# BEST PRICE/QUALITY RATIO!



PART A

1/2"	66209005-A
3/4"	662090075-A
1"	662090100-A
1 1/4"	662090125-A
1 1/2"	662090150-A
2"	662090200-A
3"	662090300-A



PART B

1/2"	66209005-B
3/4"	662090075-B
1"	662090100-B
1 1/4"	662090125-B
1 1/2"	662090150-B
2"	662090200-B
3"	662090300-B



PART C

1/2"	66209005-C
3/4"	662090075-C
1"	662090100-C
1 1/4"	662090125-C
1 1/2"	662090150-C
2"	662090200-C
3"	662090300-C



PART D

1/2"	66209005-D
3/4"	662090075-D
1"	662090100-D
1 1/4"	662090125-D
1 1/2"	662090150-D
2"	662090200-D
3"	662090300-D



PART E

1/2"	66209005-E
3/4"	662090075-E
1"	662090100-E
1 1/4"	662090125-E
1 1/2"	662090150-E
2"	662090200-E
3"	662090300-E



PART F

1/2"	66209005-F
3/4"	662090075-F
1"	662090100-F
1 1/4"	662090125-F
1 1/2"	662090150-F
2"	662090200-F
3"	662090300-F



PART DP

3/4"	662090075-DP
1"	662090100-DP
1 1/2"	662090150-DP
2"	662090200-DP
3"	662090300-DP



PART DC

3/4"	662090075-DC
1"	662090100-DC
1 1/2"	662090150-DC
2"	662090200-DC
3"	662090300-DC

## QUICK COUPLINGS / POLYETHYLENE



GASKETS

3/4"	6607901
1"	6607902
1 1/4" et 1 1/2"	6607903
2"	6607904
3"	6607905



REDUCERS | MIPT x FIPT

3" x 2"	63251
---------	-------



NIPPLES | MIPT x MIPT

2"	63248
3"	63247

## COMPLETE SELECTION AVAILABLE IN STORE!



BALL VALVES

2"   FIPT	63242
2"   MIPT	63243
2"   3-way FIPT	710156
3"   FIPT	63253



## A- COUPLINGS WITHOUT RESTRICTION

MIPT x INS	
3/4"	630100
1"	630101
1 1/4"	630102
1 1/2"	630103

## B- ADAPTORS

INS x FIPT	
1/2"	64091
3/4"	64092
1"	64093
1 1/4"	64094
1 1/2"	64096
2"	63230

MIPT x INS	
1/2"	66195
3/4"	64054
1"	64056
1 1/4"	66198
1 1/2"	66199
2"	66200

## C- REDUCING ADAPTORS

MIPT x INS	
1/2" x 3/4"	64053
1/2" x 1"	6605301
3/4" x 1/2"	64058
3/4" x 1"	63200
1" x 3/4"	66089
1" x 1 1/4"	63205
1" x 1 1/2"	63204
1 1/4" x 3/4"	64060
1 1/4" x 1"	64062
1 1/4" x 1 1/2"	63206
1 1/2" x 1"	64064
1 1/2" x 1 1/4"	64066
1 1/2" x 2"	63208
2" x 1 1/2"	63210

## D- TEES

INS x INS x INS	
1/2"	66022
3/4"	66023
1"	66029
1 1/4"	6602801
1 1/2"	66030
2"	66033
1/2" x 1/2 x 3/4"	63150
3/4" x 3/4" x 1/2"	635002
3/4" x 3/4" x 1"	63152
1" x 1" x 1/2"	6602401
1" x 1" x 3/4"	66024
1" x 1" x 1 1/4"	66020
1 1/4" x 1" x 1/2"	6602001
1 1/4" x 1" x 3/4"	6602002
1 1/4" x 1" x 1"	6602003
1 1/4" x 1 1/4" x 1/2"	6602004
1 1/4" x 1 1/4" x 3/4"	66025
1 1/4" x 1 1/4" x 1"	66028
1 1/2" x 1 1/4" x 1"	66028011
1 1/2" x 1 1/4" x 1 1/4"	66028021
1 1/2" x 1 1/2" x 1/2"	6602803
1 1/2" x 1 1/2" x 3/4"	66026
1 1/2" x 1 1/2" x 1"	66027
1 1/2" x 1 1/2" x 1 1/4"	66021
2" x 1 1/2" x 1 1/2"	6602101
2" x 2" x 1/2"	6602102
2" x 2" x 3/4"	6602103
2" x 2" x 1"	66357
2" x 2" x 1 1/4"	6602105
2" x 2" x 1 1/2"	6602106

INS x INS x MIPT	
3/4" x 3/4" x 3/4"	678483
1" x 1" x 1"	678484
1 1/4" x 1 1/4" x 1 1/4"	678485
1 1/2" x 1 1/2" x 1 1/2"	6602804
2" x 2" x 2"	660331

INS x INS x FIPT	
3/4" x 3/4" x 1/2"	6602901
1" x 1" x 1/2"	6602701
1 1/4" x 1 1/4" x 1/2"	66025010
1 1/2" x 1 1/2" x 1/2"	6602601

## E- CONNECTORS

INS x INS	
1/2"	66012
3/4"	66013
1"	66014
1 1/4"	66015
1 1/2"	66016
2"	63220

## F- REDUCERS

INS x INS	
3/4" x 1/2"	66069
1" x 1/2"	66066
1" x 3/4"	66065
1 1/4" x 3/4"	66092
1 1/4" x 1"	66073
1 1/2" x 3/4"	66093
1 1/2" x 1"	63175
1 1/2" x 1 1/4"	66078
2" x 1"	63222
2" x 1 1/4"	63225
2 x 1 1/2"	66067

## G- 90° ELBOWS

INS x INS	
1/2"	66045
3/4"	66046
1"	64068
1 1/4"	64070
1" x 3/4"	64073
1 1/2"	64072
2"	66666
3"	66677

INS x FIPT	
3/4" x 1/2"	63156
1" x 1/2"	64071

## H- CAPS

INS	
1/2"	66076
3/4"	66043
1"	66059
1 1/4"	66060
1 1/2"	66061
2"	66062

# COMPLETE SELECTION AVAILABLE IN STORE!

## CROSSES (SLIP)



1"	6608152
1½"	6608153
2"	6608154
2½"	6608156
3"	6608155

## Y (SLIP)



1"	6613149
1½"	6613150
2"	6613152
3"	661330

## TEES



### FIPT x FIPT x FIPT

½"	63177
¾"	63182
1"	63180
1¼"	63178
1½"	63179
2"	63181



### SLIP x SLIP x FIPT

1"	631801
1½"	66058151
2"	665637



### SLIP x SLIP x SLIP

1"	63184
1½"	66058150
2"	665545
3"	664565
4"	664599



### PVC SUPPORT

1" x 1" x 1"	6645303
1½" x 1½" x 1½"	6645304
2" x 2" x 2"	6645305
3" x 3" x 2"	6645306

## 90° ELBOWS



### SP x SLIP

1¼"	66147
1½"	66088152
2"	665530
3"	665499
4"	63214



### FIPT x SLIP

1"	631981
1½"	66088151
2"	665532
3"	665528
4"	63216



### FIPT x FIPT

½"	63190
1"	63192
1¼"	63193
1½"	63194



### MIPT x FIPT

½"	63196
¾"	63197
1"	63198
1¼"	63163
1½"	63166
2"	64086
3"	665512



### MIPT x SLIP

1"	631982
1½"	66088154
2"	665527



### SLIP x SLIP

1"	63207
1¼"	661471
1½"	66088150
2"	665526
2½"	665543
3"	665534
4"	63203



### 90° ELBOWS (SP x FIPT)

1½"	66088160
-----	----------



### 22.5° ELBOWS (SLIP x SLIP)

1½"	66088156
2"	665540
3"	665529



### 45° ELBOWS (SLIP x SLIP)

1"	63130
1¼"	63131
1½"	66088153
2"	665531
3"	665536
4"	63215



## ADAPTORS



SP x FIPT

1"	63015
1½"	66068154
2"	665585
3"	6606806



FIPT x SLIP

1"	63012
1¼"	 <b>NEW</b> 64095
1½"	66068153
2"	665546
2½"	6606804
3"	6606803
4"	664094



SLIP x INS

1"	63011
1½"	665557
2"	6655461

MIPT x SLIP

1" x 1"	63010
1¼" x 1¼"	63014
1½" x 1½"	66068150
2" x 2"	665525
2½" x 2½"	665547
3" x 3"	6606801
4" x 4"	665506



## REDUCERS



MIPT x FIPT

½" x ¼"	66975
¾" x ¼"	660777
¾" x ½"	63185
1" x ¼"	63051
1" x ½"	66973
1" x ¾"	63050
1¼" x ½"	63171
1¼" x 1"	63170
1½" x ¾"	66976
1½" x 1"	66977
1½" x 1¼"	66974
2" x ¾"	669782
2" x 1"	669791
2" x 1¼"	66978
2" x 1½"	66979
2½" x 2"	6697951



SP x FIPT

1¼" x 1"	660781251
1½" x ¾"	66078151
1½" x 1"	66078150
1½" x 1¼"	66078152
2" x ¾"	66078275
2" x 1"	66078201
2" x 1¼"	66078153
2" x 1½"	66078250
3" x 2½"	660101
4" x 3"	6625475



SLIP x SLIP

1¼" x 1"	66990
1½" x 1"	669779
2" x 1½"	669797
3" x 2"	669793



MIPT x SLIP

1¼" x 1½"	66068151
2" x 1½"	66068152
2½" x 3"	6606802



SP x SLIP

1½" x 1"	669783
1½" x 1¼"	660481
2" x ¾"	669787
2" x 1½"	662545
2½" x 1½"	669795
2½" x 2"	669794
3" x 1½"	669786
3" x 2"	679799
3" x 2½"	669796
4" x 2"	669788
4" x 3"	669778

## CONNECTORS



SLIP x SLIP

1"	66452
1½"	66098150
2"	665535
3"	668831
4"	668835

## CAPS



## SLIP

1"	669734
1½"	630351
2"	668820
3"	66881
4"	66882



## FIPT

½"	660521
¾"	660801
1"	660802
1¼"	660586
1½"	630352
2"	660583
2½"	660584
3"	660806



## MIPT

¼"	66053
½"	66052
¾"	6606101
1"	6606102
1¼"	6606103
1½"	63035
2"	66058
2½"	660585
3"	66884
4"	66885

## QUICK CONNECTORS



## SLIP x SLIP

1"	66699
1¼"	667003
1½"	66700
2"	66701
3"	66702
4"	667044



## FIPT x FIPT

1"	66698
1¼"	667004
1½"	6670012
2"	667012
3"	66693

## CLAMPS

ANSWERS  
SUGARMAKER'S NEEDS

Stainless steel

HS-10 (¾")	660822
HS-16 (1")	6608301
HS-20 (1¼")	6608311
HS-24 (1½")	660841
HS-32 (2")	60HAS32

## ADHESIVES AND TEFLON

A



B



C



D



E



F



A	FusionPro tape, 2,5 cm x 3 m	661300
B	PVC glue, 118 ml	667055
	PVC glue, 473 ml	667056
C	Teflon, ½" x 40' (10 m)	64100
D	Blue Monster Teflon tape ½" x 1429"	64102
E	Pink Teflon, ½" x 260"	64105
	Pink Teflon, ½" x 45' (10 m) Pink Teflon is designed for plumbing. More resistant than white Teflon.	
F	Grey Teflon, ½" x 260"	64106
	Grey Teflon is designed for stainless steel fittings.	

Heavy duty.  
For HD mainline

1"	660848HD
1¼"	660838HD
1½"	660849HD



Heavy duty

1"	660848
1¼"	660838
1½"	660849
2"	660843
3"	660842
4"	660854



Heavy duty stainless steel

1"	660848S
1¼"	660838S
1½"	660849S
2"	660843S
3"	660842S



For flexible hose

1½"	660846
2"	660847

## PVC VALVES



BALL VALVES (FIPT)

1/2"	63100
3/4"	63105
1"	63110
1 1/4"	63115
1 1/2"	63120
2"	63125
3"	63128



GATE VALVES (SLIP)

1"	66175031
1 1/2"	6617504
2"	6617506
3"	6617507
4"	6617509



BALL VALVES HEAVY DUTY (FIPT)

1/2"	63100R
3/4"	63105R
1"	63110R
1 1/4"	63115R
1 1/2"	63120R
2"	63125R
3"	63128R

## STAINLESS STEEL VALVES



BALL VALVES (FIPT)

1/4"	6617053
3/8"	601438
1/2"	601412
3/4"	601475
1"	6013TBV21
1 1/4"	601414
1 1/2"	601415
2"	6013TBV22



BALL VALVES (INS x INS)

3/4"	66177075
1"	66177100



BALL VALVES (INS x FIPT)

3/4"	66178075
1"	66178100



3-WAY VALVES (OSMOSIS)

3/4"	71017
1"	71014

3-WAY VALVES (STANDARD)

3/4"	71076W
1"	71077W

## PVC BALL VALVE



SLIP

1"	6618106
1 1/2"	6618107
2"	6618108

SLIP + FIPT

1"	6618109
1 1/2"	6618110
2"	6618111

## PVC SINGLE UNION VALVES



FIPT x FIPT

1"	6618100
1 1/2"	6618101
2"	6618102

SLIP

1"	6618103
1 1/2"	6618104
2"	6618105

## CHECK VALVES



SLIP x SLIP CLEAR PVC

1 1/2"	6607112
2"	660702
3"	660703

FIPT x FIPT CLEAR PVC

1/2"	660712
3/4"	660734
1"	660701
1 1/4"	660714
1 1/2"	660715
2"	660716



FIPT x FIPT

1/2"	660731
3/4"	660733
1"	660711



Stainless steel

SWING CHECK VALVES

3/4"	71013
1"	71011
1 1/2"	660706
2"	660705



## PVC RIGID PIPES

\*Price by foot



Sold in 10'



Sold in 8' length

## WHITE

1"	6645100
1½"	6645006
2"	6645020
3"	6645011
4"	664513

## CLEAR

1½"	6625601040
2"	6625801040

## PVC FLEXIBLE PIPES

\*Price by foot



Not approved food grade

1"	6645101
1½"	6645001
2"	6645002
3"	6645003

## PVC STRAPS



1"	667401
1¼"	667413
1½"	667415
2"	667420
3"	667430

## HOSES

## CLEAR FLEXIBLE VACUUM



¾"	66450512
1"	6645051
1¼"	664504
1½"	664505
2"	6614922
3"	664503

## FLEXIBLE HIGH PRESSURE



¾"	66243
1"	6600400
1¼"	6600500
1½"	66006099200
2"	661491

100 PSI and more (pressure)  
For pressure pumps



ONLY AVAILABLE  
IN THE USA



For extractors plumbing.

## GREEN FLEXIBLE

1"	620610
1¼"	620612
1½"	620615
2"	620620
3"	62030
4"	620640

## 1/8" CLEAR THIN WALL



¾"	6600300
7/8"	660078*
1"	66004001
1-1/8"	660112*
1¼"	664507

Not recommended for vacuum (maximum 30 PSI)  
\* Use on CDL reverse osmosis

## 1/4" CLEAR THICK WALL



¾"	660030012001
1"	660040012001
1¼"	660050992001
1½"	660060992001
2"	66149

Can be used with vacuum (50 to 60 PSI maximum)  
Maximum 24 inches of mercury.

## 1/4" POLYETHYLENE TUBING

\*Price by foot



1/4"	661415
------	--------

## RUBBER COUPLINGS AND CLAMPS

## COUPLINGS



1¼"	66094
1½"	669050
2"	669051
3"	669058
4"	669060

## REDUCERS



1½" x 1¼"	66099
2" x 1½"	66098
4" x 2"	669054
3" x 4"	669059

## HOSES FOR FILTER PRESSES

\*Price by foot

A



Clear 5/8"

6600210

B



5/8" High temperature high pressure  
Use between the pump and the plates.

66285



cdlinc.ca | cdlusa.com

Please contact your CDL store or CDL online store for more information and prices.



# Your sugaring operation's **intelligence**






# LET CDL INTELLIGENCE DO THE WORK FOR YOU!

The CDL Intelligence system gives you 24/7 real-time access to your sugarbush's key data so you can better understand your performance and ultimately boost your profitability.

Choosing CDL Intelligence means choosing a simple, reliable, and stable system that will help you:

- > Understand your sugarbush's situation in real time
- > Make sure your pumping stations are working properly
- > Get the most out of your equipment
- > Take control remotely as soon as a problem arises
- > Save time and money



SCAN TO SEE  
THE VIDEO

[bit.ly/cdlvideos](https://bit.ly/cdlvideos)



MAPLE SUGARING  
MANAGEMENT SYSTEM

**CDL Intelligence**, a sugarhouse management system that allows the complete automation of systems and processes.

From surveillance to absolute control and automation of the systems of your sugaring operation, **let CDL intelligence do the work for you!**



**Easy to install,  
easy to use**



**Quick return on  
investment**

Boost production by at least 1/2 lb per tap while reducing labor costs



**Automatic  
remote updates**



**CDL maintenance  
and technical service**



## HERE ARE THE FEATURES YOU'LL HAVE AT YOUR FINGERTIPS WHEN YOU CHOOSE A CDL INTELLIGENCE SYSTEM:

- > Satellite overview of your sugarbush and tubing with a satellite map (KML/GPS/GPX)
- > Detection of leaks and loss of vacuum in the sugarbush
- > Remote vacuum control and start/stop
- > Pumping station monitoring
- > Tank level monitoring
- > Remote valve and pump start/stop
- > Temperature-based vacuum and drive adjustment
- > Continuous flowmeter and Brix readings
- > Integrated communication with Intelligent RO
- > Support for multiple communication gateways (remote and not)
- > Remote cloud-based access from your computer, tablet, or smartphone
- > Alerts on your smart phone or tablet
- > Day and night infrared camera surveillance
- > Automation of many repetitive daily tasks
- > Ability to have multiple users with different levels of control
- > Time and employee task management
- > Geolocation of employees in the woods

**NEW**


- > Control and protection module for pressure pumps
- > Control and protection for manual RO

# WISEMESH

**SMART MAPLE PRODUCTION NETWORK**

## THE ONLY INTELLIGENT NETWORK DEDICATED AT 100% FOR MAPLE SUGARING, TOTALLY DEVELOPED BY CDL.

Your CDL Intelligence system is supported by the CDL Wisemesh network. The experience acquired with the thousands of installed sensors allows us to offer **the only maple sugaring intelligent network on the market.**





**WITH CDL INTELLIGENCE,  
YOU'RE GAINING ACCESS  
TO A RESPONSIVE,  
USER-FRIENDLY  
INTERFACE.**

**IT'S GUARANTEED TO  
MAKE LIFE EASIER,  
WHETHER OR NOT  
YOU'RE TECH-SAVVY.**

- [illegible]

The screenshot displays the QGIS desktop application. The main window shows a topographic map with a network of green lines and red points. The left sidebar contains a list of layers, including 'Topographie', 'Hydrographie', and 'Vegetation'. The top bar shows the QGIS logo and version number.

[illegible]

 **CDL** [cdlinc.ca](http://cdlinc.ca) | [cdlusa.com](http://cdlusa.com)



## STARTER KIT

### KIT INCLUDES:

- > 5 single vacuum sensors
- > 1 gateway
- > 1 controller (mini-pc)
- > 1 HD monitoring screen
- > 1 wireless mouse + keyboard

Possibility to add-on to your needs over the years.

21090-EN



## OUTDOORS



### Vacuum sensor (single)

- A** Remotely measure the vacuum in one master line and see the ambient temperature in the woods. Solar powered.

SE100-V

### Vacuum sensor (double)

- B** Remotely measure the vacuum in two master lines and see the ambient temperature in the woods. Solar powered.

SE100-V-2

### Communication gateway V2

- C** Ensures that information is transmitted between the wireless vacuum sensors and the control hub.

SG100-V2

### Qi wireless charger and AC/DC adaptor PG200 assy

- D** Induction charger for the portable gateway.

22201A

### V2 antenna deployment kit (20 ft)



21072

## INTERFACE

### CDL Control base


Microcomputer required to run your CDL Intelligence system on your devices (computer, tablet, smartphone).

21082A





## PUMPING STATION

**Tank level sensor**

- A** See the levels of sap or concentrate remotely, in real time. You can also receive alerts when the water or concentrate reaches a certain level.

SA100-HT

**Tank level sensor holder**

- B** Allows you to mount your tank level sensor at the correct distance from the tank walls for a better reading.

21120

**Multifunction controller (in/out)**

- C** Includes two inputs and two outputs. Allows for max 240 V/10 A valve modulation and/or dry-contact on/off.  
*New and ultra-compact design. Works with Wisemesh only.*

SE200-M2

**Tank level sensor kit with probes**

- D** Provides automatic control of pressure pumps.

66551

**Communication module**

- E** Can be added to the phase converter for LENZE vacuum pumps to manage RPM based on the outdoor temperature.

21206

**Submersible level sensor 4-20mA**

Level reading by pressure. For closed tanks, silos or automated ROs

679610030

**Tank bracket** Allows you to suspend the submersible level sensor (679610030)

731448

## PUMPING STATION (CONTINUED)

## PUMP SAFETY MODULE

**Avoid losses and be notified if a problem arises.**

Pump safety module that can be easily connected with maple sugaring management system CDL Intelligence (called before monitoring).

Used to stop a water pump when desired parameters are not met (minimum pressure, maximum pressure and duration in seconds). Connected with CDL Intelligence, the system will send you an alert on your cell phone if there is a problem. You will also be able to consult the status of your system remotely.

- > Waterproof plastic case
- > 110V power supply
- > 1/4" MIPT pressure probe included (to be installed on the discharge line)

Safety box for local booster water pump only 521252

Safety box for local booster water pump + monitoring 521256

SCAN TO SEE  
THE VIDEO

[bit.ly/cdlvideos](https://bit.ly/cdlvideos)

4.0 MEGAPIXEL PAN & TILT  
WIRELESS IP CAMERA

**AVAILABLE  
SUMMER 2022**

**AFFORDABLE, STYLISH, INTUITIVE, EASY SET UP:  
Camera and App are easy to install and simple  
to control.**

CDL CAM Super HD video and up-to-33 feet Night Vision that uses 13 IR LEDs allow you to look after your sugarbush day and night. Pre-set positions (up to 16) to allow you to easily focus and monitor what you need.

Works with either ethernet or 2.4/5GHz Dual-Band WiFi networks, which provide a reliable WiFi connectivity to access your camera with CDL Monitoring app on mobile device, and with PC at anytime, anywhere.

REMOTE PAN TILT: Remote control camera rotate 355° in horizontal and 120° vertical ensuring you always have a clear view of your sugaring installation.

20210



## PUMPING STATION (CONTINUED)

### FLOWMETERS

#### CDL ULTRASONIC FLOWMETER

- > To measure flow per minute and the total quantity of liquid. Works positively and negatively. Possibility to reset to zero.
- > Not made for applications under vacuum. Works on 24 volt with a transformer included. Maximum pressure 150 psi.
- > Easily connects to the CDL Intelligence system (monitoring).

1" RS-485 MESH 210100U

1-1/2" RS-485 MESH 210150U

2" RS-485 MESH 210200U

3" RS-485 MESH 210300U



#### CDL ROTARY FLOWMETER

- > To measure flow per minute and the total quantity of liquid. Works positively only. (installation of a check valve is recommended. Possibility to reset to zero.
- > Recommended for applications under vacuum (ex: coming out of an extractor). Works on 24 volt with a transformer included. Maximum pressure 150 psi.
- > Easily connects to the CDL Intelligence system (monitoring).

1" RS-485 MESH 210100  
2.5 - 79 GPM

1-1/2" RS-485 MESH 210150  
6.5-225 GPM

2" RS-485 MESH 210200  
10.5-357 GPM

3" RS-485 MESH 210300  
24-739 GPM



### MOTORIZED VALVES

Use the CDL Intelligence system to remotely control tank drainage valves, discharge tubing, and extractors in remote pumping stations.

Motorized valve 120 V | ON/OFF 2" ferrule 668408S

Motorized valve 120 V | ON/OFF 2" ferrule 668409S

Motorized valve 120 V | ON/OFF 2-1/2" ferrule 668410S

Motorized valve 120 V | ON/OFF 3" ferrule 668411S

Motorized valve 120 V | ON/OFF 4" ferrule 668412S



**REMOTE SUPPORT AND INSTALLATION  
SERVICES THROUGHOUT THE USA  
AND CANADA FOR PEACE OF MIND.**





## PUMPING STATION (CONTINUED)



### VACUUM REGULATING MODULATING VALVE

#### CDL MONITORING SYSTEM OPTION FOR REMOTE VACUUM MODULATION

##### ADVANTAGES :

- > Improve vacuum management to prevent premature mainline freezing when temperature are close to 0 °C
- > Energy saving when the system is frozen or during the night when the sap is running very little
- > Better vacuum management. Can allow quicker sap flow at the beginning of the day for systems that are not tight

SCAN TO SEE  
THE VIDEO  
[bit.ly/cdlvideos](https://bit.ly/cdlvideos)



668409

Vacuum regulator and plumbing not included.

## EMPLOYEE MANAGEMENT MODULE

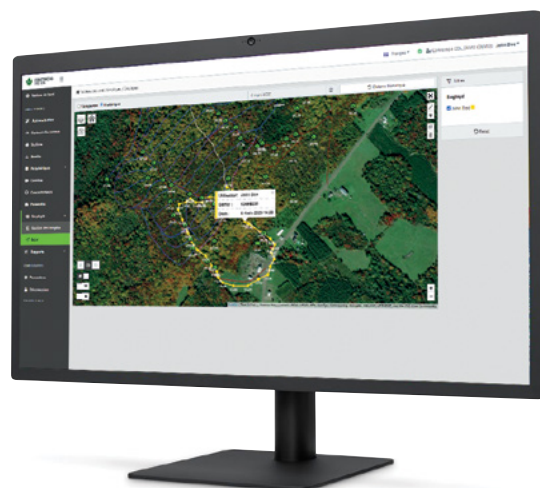
### MANPOWER MANAGEMENT OF YOUR SUGARING BUSINESS CAN NOW BE DONE WITH THE CDL INTELLIGENCE SYSTEM!

#### FROM THE WEB INTERFACE, THE SYSTEM ADMINISTRATOR CAN:

- > **Build personalized reports on employee tasks, for example:**
  - > Who did the work
  - > Date the work was done
  - > Time spent on the task
  - > Apply filters on employees, the type of work, the period, etc.
- > **Build timecard reports**
  - > Filter by employee or period
  - > Simplify pay management by getting the time for each employee for a period
- > **Detailed view of timecards**
  - > Day by day time entries detailed by type of task
  - > Filter per period

#### FROM THE MOBILE APP,

- > **Log employee displacements**
- > **Time card: Start/stop the stopwatch and possibility to specify the task**



**THIS BRAND NEW MODULE CAN MANAGE THE DAILY ROUTINE FOR YOU.  
FOR MORE DETAILS, CALL YOUR CDL SALES REPRESENTATIVE.**

# CDL EXPERTISE AT THE SERVICE OF MAPLE SYRUP PRODUCERS!

**DID YOU KNOW THAT THE CDL  
TEAM IS HERE TO MEET ALL  
OF YOUR NEEDS?**

**HERE IS THE LIST OF SERVICES  
WE OFFER. ASK YOUR STORE  
OR YOUR CDL REPRESENTATIVE!**

## > **Project evaluation**

Have your project fully assessed by our experts, who have access to a large inventory in real time.

## > **Maple syrup and technical advice**

Take advantage of the advice of our experts to calculate the pipe sizing and discharge calculation.

## > **GPS mapping**

Optimize the strategic positioning and planning of your equipment using GPS technology.

## > **Installation of mainlines and tubing**

Take advantage of the industry's best practices and ask our experts to install your mainlines and tubing in your forest.

## > **Equipment rental**

Rent an Electrofusion welder or a SpinSeal welder for your one-time installation needs. Verify with your CDL branch to find out if other equipment is available for rental in your region.

## > **Assembly of drop lines**

Make your life easier with our drop line assembly service! Available in every CDL store.

## > **Implementation of the CDL monitoring system**

Get advice from our experts on our forest surveillance system. Our team will assess your needs and guide you step by step on its installation in your sugarbush.

## > **Turnkey installation of equipment**

When making your purchase, ask our experts to deliver and do a complete installation of your CDL equipment directly to your sugarhouse.

## > **Repair at the sugarhouse**

Start maintaining your equipment before the start of the sugar season! Our team will come to your sugarhouse to repair your electrical, welding, plumbing, start-up and burner adjustment problems, for any brands.

## > **Personalization and modification of equipment**

Add your company name to your CDL equipment, or request custom adjustments if you have specific needs.

## > **24/7 assistance during the sugaring season**

During the sugaring season, our team is available 24 hours a day, 7 days a week to respond to your emergencies.



## VARIABLE SPEED EXTRACTOR

### ADVANTAGES

- Continuous sap evacuation;
- Progressive pump start;
- Progressive pump stop;
- Minimizes amperage peaks;
- Pump adapted to pump up water;
- Stays clean;
- Continuous action.

18" x 36" simple		1 x 1-1/2 HP	1 PH	240V	1836ES15VAR
20" x 48" simple		1 x 2 HP	1 PH	240V	2048ES2VAR
20" x 48" double		1 x 2 HP	1 PH	240V	204820ES2VAR
20" x 48" double		2 x 2 HP	1 PH	240V	204820ES2DVAR
20" x 48" simple		2 x 2 HP	1 PH	240V	2048ES2DVAR
20" x 60" double		3 x 2 HP	1 PH	240V	206020ES3VAR

: AVAILABLE IN 3 PHASES 208V, 460V ET 575V.



SCAN TO SEE  
THE VIDEO  
[bit.ly/cdlvideos](https://bit.ly/cdlvideos)



## HORIZONTAL EXTRACTORS WITH SUBMERSIBLE PUMP

**OFTEN COPIED,  
NEVER EQUALLED!**



The specified measurement is the distance between the base of the extractor and the center of water entry.

: AVAILABLE IN 3 PHASES 208V, 460V ET 575V.

### ADVANTAGES

- No sap-return in the 5/16" tubing;
- High quality submersible pump;
- Pump adapted to pump up water;
- No air in the tubing system while extracting sap;
- Solves the sap extraction problems caused by pumping at high vacuum;
- No float, extremely reliable.

18" x 48"	1/2 HP	204820ES
18" x 48"	2 HP	204820ES2
18" x 48"	1 x 2 HP Low pressure	204820ES2LP
18" x 48"	2 x 2 HP	204820ES2D
18" x 48"	2 x 2 HP Low pressure	204820ES2DLP
18" x 60"	3 x 2 HP	206020ES3
18" x 60"	3 x 2 HP Low pressure	206020ES3LP
18" x 60"	4 x 2 HP	206020ES4
18" x 60"	4 x 2 HP Low pressure	206020ES4LP

Pressure gauge not included



## LOW HORIZONTAL EXTRACTORS



The specified measurement is the distance between the base of the extractor and the center of water entry.



### ADVANTAGES

- Very low (**only 24" from the ground**);
- No sap-return in the 5/16";
- High quality submersible pump;
- Pump adapted to pump up water;
- No air in the tubing system while extracting sap;
- Solves the sap extraction problems caused by pumping at high vacuum.

**Submersible conversion kits available.**

12" x 24"	1 x 1/2 HP	1224ES
18" x 36"	1/2 HP	1836ES
18" x 36" ⚡	1-1/2 HP	1836ES15
18" x 48" ⚡	2 HP	2048ES2
18" x 48" ⚡	1 x 2 HP Low pressure	2048ES2LP
18" x 48" ⚡	2 x 2 HP	2048ES2D
18" x 48" ⚡	2 x 2 HP Low pressure	2048ES2DLP

Pressure gauge not included

⚡ : AVAILABLE IN 3 PHASES 208V, 460V ET 575V.

**Ideal up to  
1 000 taps  
at 29Hg.**

1224ES



## EXTRACTOR GRID



- Made of stainless steel
- Very strong
- Can be installed on extractors already in place.

The grids are designed to hold ice, wood shavings or plastic and it prevents them from getting in the pump and damage it.

**Available in multiple sizes. Ask about them!**

# SELF-CLEANING EXTRACTORS

OUR EXTRACTORS ARE NOW AVAILABLE WITH A SPRINKLER FOR SELF-CLEANING!



**SELF-CLEANING EXTRACTORS KITS MAY ALSO BE INSTALLED ON YOUR EXISTING EXTRACTORS!\***

72000200


\* Requires external pump and plumbing (not included). Contact us for details!



**360° CLEANING EFFICIENCY**



## VERTICAL EXTRACTORS WITH SUBMERSIBLE PUMP



		Without manifold	With manifold
18" x 40"	1/2 HP	2036ES	203608ES
18" x 40"	1-1/2 HP	2036ES2 With converter	203608ES2
18" x 40"	2 x 1/2 HP	2036ESD	203608ESD
18" x 40"	2 x 1-1/2 HP	2036ES2D With converter	203608ES2D

Pressure gauge not included

### ADVANTAGES

- Opening on top for easy cleaning;
- No sap-return in the 5/16" tubing;
- High quality submersible pump;
- No float, extremely reliable;
- No air in the tubing system while extracting sap;
- Solves the sap extraction problems caused by pumping at high vacuum.


The specified measurement is the distance between the base of the extractor and the center of water entry.

Please contact your CDL store or CDL online store for more information and prices.


cdlinc.ca | cdlusa.com




## MECHANICAL EXTRACTORS




12" x 12" 121208 750 taps



12" x 18" 121808 3 000 taps



12" x 24" 122408 4 000 taps



Measures can vary depending on model

### ADVANTAGES

- Quick evacuation of the sap;
- No-maintenance mechanism;
- Stainless steel fleet;
- Openings at both extremities to ease cleaning;
- Non bonded, dismountable cylinder.

18" x 24"	202608	Manifold 8" x 26 low	6 000 taps	8 1 1/2" openings
18" x 24"	202612	Manifold 12" x 26 low	12 000 taps	8 1 1/2" openings

Pressure gauge not included



**WE ARE PROUD TO DESIGN AND MANUFACTURE OUR EQUIPMENT IN OUR OWN FACILITIES!**



## HIGH VACUUM MOISTURE TRAP



Designed for high vacuum, this moisture trap captures water particules in the air that are not normally retained by conventional traps. It offers better protection for your pumps than other models on the market.



CDL 3" high vacuum moisture trap  
mechanical/electrical

710607

## VACUUM PROTECTION VALVE



The vacuum protection valve safely prevents sap overflow in your moisture trap or your vacuum pump without shutting vacuum down.

668411

## MOISTURE TRAPS



A



B

A	CDL 2" moisture Trap	6610508
B	CDL 3" moisture Trap	710605
	Electric option	667282

## VACUUM BOOSTER TANKS THICK WALL



Pressure gauge included



Pressure gauge included

### HORIZONTAL

8" x 24"	722408
12" x 24"	722412
12" x 36"	723612
18" x 36"	723618

### VERTICAL

12" x 18"	721218
12" x 24"	721224

## REPAIR PARTS



Snap D-2000 folded

662641P



Hinge and spring kit  
for extractors

662481



**Ask our experts to drill additional  
holes at low cost.**

## SAP LIFTERS



Simple sap filter



300 taps

73015



# CDL HIGH VACUUM SAP LIFTER KIT

## THE NEW OPTION TO SOLVE FREEZING, MECHANICAL AND LEAK PROBLEMS IN A REVERSE SLOPE APPLICATION.

- ✓ No need to have power, the system works on solar energy. An optional 230 V low consumption is also available.
- ✓ Access the inside through a small or a large door in the front.
- ✓ Continuous heating with a safe propane pilot to prevent freezing (propane tank not supplied).
- ✓ Mainlines entry completely reversible.
- ✓ Leak free system that won't freeze to reach maximum vacuum.
- ✓ Easy installation and maintenance using quick connects.



This equipment is used to lift sap from one pipe to another sloping down to a pump station. The system can lift sap up to 20 or 33 feet of elevation depending on model.

### INCLUDES:

- > High quality insulated plastic shelter.
- > Reliable system using a submersible pump
- > Quick connect electrical components
- > 1 foldable (in 3 sections) solar panel for easy transportation and installation, giving 300 watts of charging capacity. (solar model)
- > 2 batteries (solar model)

### 4 AVAILABLE MODELS:

12 V solar model - From 200 to 700 taps\*  
73800012V1P

230 V electric model with 1 pump  
From 300 to 1 000 taps\*  
7380002301P

230 V electric model with 2 pumps  
From 600 to 2 000 taps\*  
7380002302P

230 V electric model with two 280 GHP pumps in series  
From 275 to 875 taps\* Max 33 feet of elevation  
7380002302P

\* May vary depending on vacuum level.



SCAN TO SEE  
THE VIDEO

[bit.ly/cdlvideos](https://bit.ly/cdlvideos)







By **Lionel Turmel**,  
expert and customer service

# THE ADVANTAGE OF VACUUM **MODULATION**

Installing a valve to modulate vacuum has one main advantage: it will increase the volume of your sap runs by preventing freezing in your lateral lines and mainlines when temperature outside is humid and around freezing point. Also, when the temperatures are very cold and you keep the pumps running, dropping the vacuum level will prevent hard freezing of the lateral lines and mainlines. Using this new technology, you should observe earlier sap runs.

The vacuum modulating valve is installed near the vacuum pump inlet. Managed by our CDL Intelligence system, the valve will automatically set itself to a preprogrammed optimum combination of vacuum and outside temperature that you have predetermined for your sugarbush to maximum the length of your sap run before freezing.

In high-vacuum systems, micro leaks can cause early freezing stage issues in 5/16" tubing and mainlines even with temperature above freezing point, especially when there is a lot of moisture in the air. As we know, maple trees can keep giving sap until the temperature reaches 0 °C and sometimes less. If you can prevent early freezing stage, you will get more sap production. This is what all sugarmakers want and should be looking for with this innovative CDL way of managing vacuum.

**Remember, every drop counts;** a gallon of 2 Brix sap is worth about \$1.00.

Contact us to learn more. We'd be happy to help you!





## CHOOSE A HIGH VACUUM PUMP : THE BEST INVESTMENT FOR YOUR BUSINESS!

### WE DID THE MATH!

- > Go from 25 to 29"Hg of vacuum and increase production by 20%
- > Go from 3,5 to 4,2 lb per tap gives:
  - + \$7 000 of revenue / year for 5,000 taps
  - + \$14 000 of revenue / year for 10,000 taps
  - + \$42 000 of revenue / year for 50,000 taps

### A 1 YEAR RETURN ON YOUR INVESTMENT!



## CDL HIGH PERFORMANCE VANE VACUUM PUMP



0.5 HP 120/240V 1PH	(250 taps)	58006G40.5HP
1 HP 120/240V 1PH	(650 taps)	58020G41HP*
* Plug in model includes electric cord and male plug.		
1 HP 208-460V 3PH	(650 taps)	58020G11HP
1 HP 575V 3PH	(650 taps)	58020G51HP
1.5 HP 575V 3PH	(1 000 taps)	58031G51.5HP
1.5 HP 208-460V 3PH	(1 000 taps)	58031G11.5HP
2 HP 208-460V 3PH	(1 800 taps)	58041G12HP
2 HP 240V 1PH	(1 800 taps)	58041G42HP
2 HP 575V 3PH	(1 800 taps)	58041G52HP
3 HP 208-460V 3PH	(3 000 taps)	58064G13HP
3 HP 240V 1PH	(3 000 taps)	58064G43HP
3 HP 575V 3PH	(3 000 taps)	58064G53HP
5 HP 208-460V 3PH	(3 700 taps)	58101G15HP
5 HP 240V 1PH	(3 700 taps)	58101G45HP
5 HP 575V 3PH	(3 700 taps)	58101G55HP
7.5 HP 208-460V 3PH	(7 000 taps)	58160G17.5HP
7.5 HP 240V 1PH	(7 000 taps)	58160G47.5HP
7.5 HP 575V 3PH	(7 000 taps)	58160G57.5HP
7.5 HP 208-460V 3PH	(8 300 taps)	58200G17.5HP
7.5 HP 240V 1PH	(8 300 taps)	58200G47.5HP
7.5 HP 575V 3PH	(8 300 taps)	58200G57.5HP
10 HP 575V 3PH	(11 300 taps)	58250G510HP
10 HP 208-460V 3PH	(11 300 taps)	58250G110HP
10 HP 208-460V 3PH	(11 700 taps)	58300G110HP*
* Available upon request.		
15 HP 208-460V 3PH	(11 700 taps)	58300G115HP

### DESIGNED FOR UP TO 29,9" HG!

Available from 1.5HP to 10HP,  
single or 3 phase motor  
Available in 208-460V, 240V and 575V



### ADVANTAGES


- > Compact and quiet
- > Very little maintenance
- > Very reliable
- > High performance
- > Competitive pricing

SCAN TO SEE  
THE VIDEO  
[bit.ly/cdlvideos](https://bit.ly/cdlvideos)



Contact your CDL sales representative to find out  
which pump is right for you!

## CDL HIGH VACUUM PUMP WITH GAS MOTOR



### 100% CDL ASSEMBLY

Gas powered  
CDL vacuum pump  
5 HP assembled  
(less than 1 800 taps)  
58041GG5HP

Gas powered  
CDL vacuum pump  
9 HP assembled  
(less than 3 000 taps)  
58064GG9HP

#### THE ASSEMBLY INCLUDES:

- High vacuum CDL pump
- Electric starter
- Battery
- Honda gas motor
- Steel platform

## ADJUSTABLE CART FOR CDL AND AIRTECH (L-SERIES) VACUUM PUMPS



Adjustable cart for  
CDL and Airtech  
vacuum pump  
5 HP to 10 HP

6660200

Plumbing not included.

#### Available options :

Board for  
control panel

6660200PA

Moisture trap  
support

6660200SU



At CDL, we're behind you when it matters. As sugarmakers, we know how important it is to have a **qualified and professional service available 24/7** so that you can fully enjoy the sugaring season!

## TECHNICAL SERVICE, INSTALLATION AND EXPERT ADVICE.



\* 24h Service during the sugaring season

## DIAPHRAGM VACUUM PUMPS

(IDEAL FOR SMALL PRODUCERS)



See through cover!



A

Source : 120 volts



B



See through cover!



C

### ADVANTAGES

- Pumps up to 22" Hg;
- Works without a sap extractor;
- Easy to use and very compact;
- Liquid won't damage the pump;
- Can run dry without problem.

Inline filter required to prevent ice from going in the pump. See page 82.

Note: These pumps must be protected from freezing.



Replacement diaphragm

G500SK-13

A	Single diaphragm vacuum pump (electric)	Up to 400 taps	669512
	Double diaphragm vacuum pump (electric)	Up to 800 taps	669514
B	24 VDC double diaphragm pump Minimum of 12 hours of operation when used with 2x 12V DC 60 amp batteries. Batteries not included.	Up to 700 taps	669520
C	24 VDC electric diaphragm pump Minimum 20 hours operation on 2 12VDC 60-amp hour batteries. Battery not included.	Up to 400 taps	669510

## 2 STAGE LIQUID RING CDL PUMPS



### ADVANTAGES

- > Up to 28 Hg
- > No mechanical friction inside the pump.
- > The circulation of water around the rotor creates vacuum
- > Maintenance free
- > Ideal in a heated room without freeze

5 HP 208/460V 3PH	(4 000 taps)	5845008G15HP
5 HP 230V 1PH	(4 000 taps)	5845008G45HP
5 HP 575V 3PH	(4 000 taps)	5845008G55HP
7.5 HP 208/460V 3PH	(6 000 taps)	5845311G17.5HP
7.5 HP 230V 1PH	(6 000 taps)	5845311G47.5HP
7.5 HP 575V 3PH	(6 000 taps)	5845311G57.5HP
10 HP 208/460V 3PH	(8 000 taps)	5845316G110HP
10 HP 230V 1PH	(8 000 taps)	5845316G410HP
10 HP 575V 3PH	(8 000 taps)	5845316G510HP

## PROVEN RELIABILITY FOR OVER 40 YEARS!





## PHASE CONVERTERS



	230V → 208V 1 → 3 PHASE CONVERTER	3 PHASE DRIVE
1.5 HP	66111DA	-
2 HP	66112DA	-
3 HP	66113DA	-
5 HP	66115DA	-
7.5 HP	66129DA	-
10 HP	66118DA	66115DA
15 HP	66015DA	66129DA
20 HP	66120DA	66118DA

**Factory preprogrammed**

**Available on 550 V.  
Ask your CDL sales representative!**



## OIL FOR RECLAIMERS



High vacuum oil,  
18,9 L  
Grade 32 663532

Oil recommended by



## VACUUM OIL FOR VANE PUMPS



Vacuum oil, 10 L  
Grade 60 663549  
Ideal for DeLaval pump  
Without reclaimer

Oil recommended by



## AUTOMATIC STARTERS



	120V	230V	575V
1 & 2 HP	-	66573	-
1.5 HP	66574	-	-
3 HP	-	66571	66590
5 HP	-	66562	66595
7.5 HP	-	66561	66588
10 HP	-	66563	66569

## AUTOMATIC STARTERS



A



B



C

A	Temperature controlled automatic starter	669375
B	Manual adjustment kit for converter	68100
C	Vacuum transmitter probe	GRD1632

## VACUUM REGULATOR



721212

## HIGH VACUUM OIL FOR AIRTECH AND CDL VANE PUMPS

Vane pump oil ISO 22  
3.78 L 6635378



Vane pump oil 22  
20 L 663520

Oil recommended by



Screw pump oil  
Airtech VCX, 1 L 68AT03000



cdlinc.ca | cdlusa.com



## GAUGES



VACUUM

A



DIGITAL VACUUM

B



PRESSURE

C



GLYCERIN PRESSION


D

A	Vacuum	2,5"	0-30 HG SS	64011SS	C	Pressure	2,5"	0-100 PSI	SS bottom outlet	66330SS
		4"	0-30 HG SS	66120SS			2,5"	0-100 PSI	SS rear outlet	663331SS
B	Digital vacuum	0-30 HG		64019	D	Glycerin pressure	2,5"	0-200 PSI	SS rear outlet	663349SS
							2,5"	0-600 PSI	SS rear outlet	663337SS
C	Pressure	2,5"	0-100 PSI	SS bottom outlet			2,5"	0-1 000 PSI	SS bottom outlet	64014SS
		2,5"	0-100 PSI	SS rear outlet						

## PRESSURE PUMPS (VACUUM)



## GOULD PUMPS NPE SERIES

3/4 HP	669003	1 st
1 HP	669000	1 st
1-1/2 HP	669001	1 st
2 HP	669006	1 st
3 HP	669007	1 st
1-1/2 HP	669011	2 st
2 HP	669020	2 st
3 HP	669021	2 st
5 HP	669015	2 st
1-1/2 HP	669028	3 st
2 HP	669024	3 st
3 HP	669022	3 st
 <b>NEW</b> — 3 HP	669042	3 st

1 st :  
Water inlet 1 1/2"  
Water outlet 1"  
40 GPM

2 st :  
Water inlet 1 1/2"  
Water outlet 1 1/4"  
80 GPM

3 st :  
Water inlet 2"  
Water outlet 1 1/2"  
120 GPM


## Stainless steel tips

The conversion of cast iron tips to stainless steel can be done by CDL. Ask for it!



E-SV Series  
available upon request

## GOULD PUMPS GB SERIES

5 GPM	665GBS10	1 HP
7 GPM	667GBS10	1 HP
10 GPM	6610GBS10	1 HP
10 GPM	6610GBS15	1-1/2 HP
10 GPM	6610GBS20	2 HP
18 GPM	6618GBS10	1 HP
18 GPM	6618GBS15	1-1/2 HP
18 GPM	6618GBS20	2 HP
18 GPM	6618GBS30	3 HP
25 GPM	6625GBS10	1 HP
25 GPM	6625GBS15	1-1/2 HP
25 GPM	6625GBS20	2 HP
25 GPM	6625GBS30	3 HP
 <b>NEW</b> — 33 GPM	6633GBS20-208/460	2 HP

For special cases, up to 475 PSI and 700 GPM.  
Flow rate from 5 to 33 GPM. Up to 250 PSI

Up to 67 PSI. Call one of our experts to determine the speed and power of your pump.



Pompcos pumps also available.  
Contact us for more details.



## CDL VERTICAL SILOS

### SPECIFICALLY DESIGNED FOR SUGARING NEEDS

- ✓ Superior quality, CDL fabrication in brushed stainless steel
- ✓ Reinforced urethane insulated base with anchor points
- ✓ Sloped bottom for complete drainage
- ✓ Available sizes:  
8 foot diameter:  
Height of 7.5', 10', 12.5', 15', 20' and 25'  
12 foot diameter:  
Height of 10', 15', 20' and 25'

SCAN TO SEE  
THE VIDEO

[bit.ly/cdlvideos](https://bit.ly/cdlvideos)



#### INCLUDES:

- > 360° rotating spray ball
- > Manhole at the bottom
- > Water inlets (1 from bottom and 1 from above) and outlet 3"
- > Air vent with screen for venting without bugs or any undesirable debris

#### OPTIONAL:

- > Personalization with your name and/or logo
- > Manhole on top
- > Ladder and platform following all the safety standards in Canada and the United States
- > Protection cage for ladder
- > Many pump models available for spray balls (piping and connections extra)
- > Pressure transmitter, temperature transmitter and level indicator through the CDL Intelligence system
- > Cage to link building to silo
- > Stainless steel top feed plumbing
- > Stainless steel supply plumbing for rotating spray ball



# CDL TRANSPORT TANK



## INCLUDES:

- > 1x 3" inlet
- > 1x 3" outlet
- > 8" inspection hole for the 500 gallons and 24" for the 1 000, 3 000 and 3 800 gallons
- > Lifting anchors
- > Anti-wave separation, acting as baffles to reduce sloshing during transport for the 1 000, 3 000 and 3 800 gallons

## OPTIONAL:

- > Water level
- > Single wash ball
- > Double wash ball
- > Ladder



500 gal US    66TR500  
1 000 gal US    66TR1000

3 000 gal US    66TR3000  
3 800 gal US    66TR3800



## SPECIFICALLY DESIGNED FOR SUGARING NEEDS

New transport tank line available in four different sizes to suit all your needs!

Transporting your water from one site to another has never been easier and safer!



Heavy-duty,  
made of 304 stainless steel

## ROUND BOTTOM TANKS SMALL AND LARGE CAPACITY

**MORE THAN 125 SIZES AVAILABLE  
FROM 50 to 7 500 gallons.**

**Complete listing on our website**



### ADVANTAGES

- Food grade and strong high quality welds allow complete sanitizing;
- Made of bright 304 stainless steel.

**Elevated 6" for easier plumbing**

**Personalize your tank!**  
**Contact us for more information.**


## TRANSPORT TANK FOR ATV

CDL transport tank  
specially designed for ATVs

75 gallons capacity

66TR075

**STRONG  
STAINLESS STEEL  
DESIGN**



**SCAN TO SEE  
THE VIDEO**

[bit.ly/cdlvideos](https://bit.ly/cdlvideos)




## EXTRACTOR SUPPORTS

### SUPPORT KITS

2' wide	672078
3' wide	672079
4' wide	672080
5' wide	672081
6' wide	6720821
7' wide	672082

All of our extractor supports  
can be adjusted to the desired depth.

Stainless steel







## TANK WASHER WITH REMOTE CONTROL

# Innovative feature!

## Labor-saving automated tank washing

Several sizes available.  
Contact your CDL sales representative!



SCAN TO SEE  
THE VIDEO  
[bit.ly/cdlvideos](https://bit.ly/cdlvideos)



## UNIVERSAL MIXER AND STAINLESS STEEL SUPPORT




Universal mixer for  
4', 5', 6' and 7' wide tank

6792034

Adjustable stainless  
steel support.  
1/2 HP motor at 30 RPM,  
115 Volts with 10'  
electric cord.

Note: a cut in length may be required to adjust the height. Prices are available upon request.

## PLUGS



FOR TANKS

1-1/2"	5' rod	678112
2"	5' rod	678123
3"	7' rod	67BOUCH37

## TANK LEVEL CONTROL



6' level control for CDL tanks 73500-6

### ADVANTAGES

- The CDL tank level controls are made entirely of stainless steel;
- In addition, you can very quickly and easily adjust the desired sap level where the pump will start;
- The solidity of CDL controls prevent breakage caused by ice.

## ADAPTORS

FOR PLASTIC TANKS

1/2"	RA5012
3/4"	RA5032P
1"	RA5034P
1-1/4"	RA5036P
1-1/2"	RA50309P
2"	RA5042P
3"	RA5454P



FOR STAINLESS STEEL TANKS

1-1/4"	668673
1-1/4"	66867
2"	668672







**NOT IN STOCK IN THE USA  
UPON REQUEST ONLY**

## HORIZONTAL PLASTIC TANKS

US GALLONS	DIAMETER X HEIGHT	LID SIZE	OUTLET	
35	20" x 23" x 29"	5"	3/4"	HOR035
55	23" x 26" x 34"	5"	3/4"	HOR055
65	23" x 27" x 43"	5"	3/4"	HOR065
125	32" x 35" x 42"	8"	2"	HOR125
225	38" x 41" x 49"	8"	2"	HOR225
325	38" x 43" x 68"	16"	2"	HOR325
425	49" x 54" x 60"	16"	2"	HOR425
525	49" x 54" x 71"	16"	2"	HOR525
725	49" x 54" x 101"	16"	2"	HOR725
1 025	49" x 54" x 139"	16"	2"	HOR102
1 625	63" x 68" x 139"	16"	2"	HO1625



**Elliptical tanks  
also available  
Ask your representative!**

Adaptors and level indicator included.  
Galvanized bands not included.



Adaptors and level indicator included.

## VERTICAL PLASTIC TANKS

US GALLONS	DIAMETER X HEIGHT	
<b>LARGER BASE</b>		
100	28" x 43"	VER100
305	46" x 50"	VER305
550	67" x 42"	VER550
1 100	87" x 53"	VE1100
1 550	87" x 67"	VE1550
1 700	87" x 74"	VE1700
2 100	87" x 89"	VE2100
2 500	95" x 91"	VE2500
3 000	95" x 109"	VE3000
<b>SMALLER BASE</b>		
25	18" x 29"	SPS025
50	18" x 53"	SPS050
65	23" x 43"	SPS065
75	23" x 49"	SPS075
105	23" x 63"	SPS105
165	31" x 56"	SPS165
200	30" x 72"	SPS200
250	30" x 89"	SPS250
300	36" x 79"	SPS300
500	48" x 73"	SPS500
750	48" x 103"	SPS750
1 000	64" x 80"	SP1000
1 500	64" x 116"	SP1500

## SPECIAL APPLICATION



Applicator tank  
Available size: 12 US gallons.



PCO tank  
Available sizes: 30 to 300 US gallons.

## TANKS - VARIOUS MODELS



For pickup truck



SPE300



SPE400

**A**

**B**

	US GALLONS	WIDTH X HEIGHT X LENGTH	LID SIZE	OUTLET	
	210	51" x 39" x 28"	8"	2"	PUP210
<b>A</b>	325	62" x 49" x 33"	8"	2"	PUP325
	425	65" x 49" x 39"	8"	2"	PUP425
<b>B</b>	300	29" x 49" x 62"	16"	1-1/4"	SPE300
	400	29" x 71" x 66"	16"	1-1/4"	SPE400

## TANK STRAINER BASKETS



For 5" cover	STBA05
For 8" cover	STBA08
For 12" cover	STBA12
For 16" cover	STBA16

## REPLACEMENT LIDS AND COLLARS

16" solid, non-ventilated cover	LIDP16S
16" ventilated, requires central cover	LIDP16
5" ventilated, for center of 16" cover	LIDPV5
8" solid, non-ventilated cover	LIDP08
5" ventilated 16" cover	LIDP05
8" threaded replacement collar	COL008
12" threaded replacement collar	COL012

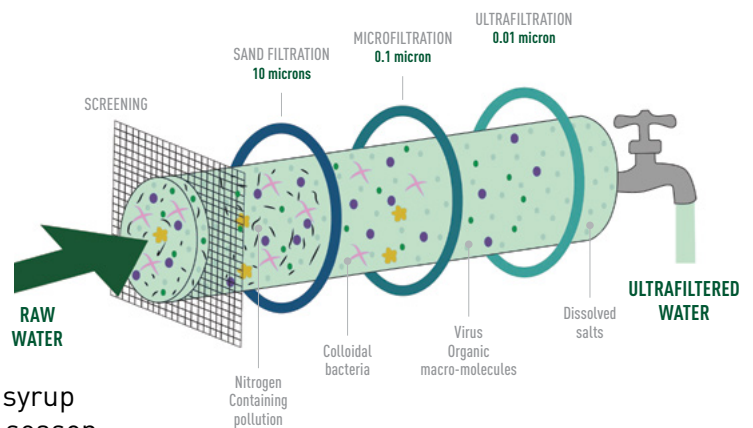
# ULTRAFILTRATION

Be a part of the next innovation in maple sugaring



## TECHNOLOGICAL ADVANCEMENT OF FILTRATION

- Eliminates all bacteria and yeast present in the sap;
- Increases preservation time of sap and concentrate at room temperature;
- Reduces sap waste after long distance transport;
- Produces pure and clear sap;
- Essential for maple syrup producers that want to bottle maple sap;
- Can be used to prevent production of stringy maple syrup when the days are warm during or at the end of the season.



## CDL quality standards and simplified operations

- Designed and made for very fine filtration of maple sap, birch sap and concentrate
- Eliminates bacteria, yeast and other organic particles from liquids
- Improves sap and concentrate preservation time

SCAN TO SEE  
THE VIDEO  
[bit.ly/cdlvideos](https://bit.ly/cdlvideos)



## CDL NANO RO REVERSE OSMOSIS SYSTEM



## PERFECT FOR THE SMALL PRODUCER WANTING TO LOWER EVAPORATION TIME AND COST!

SCAN TO SEE  
THE VIDEO

[bit.ly/cdlvideos](http://bit.ly/cdlvideos)



- > Simple and efficient design
- > Three step pre-filtration to eliminate impurities
- > Efficient membrane system
- > Includes 600 GPD membrane, cartridge pre-filters and hook-up tubing
- > Low electric consumption 110 volts

### 2 AVAILABLE MODELS :

#### 3 membrane model with recirculation

81013R

- > Ideal for 50 to 150 taps
- > 10 to 13 GPH
- > Concentration up to 6 Brix
- > Recirculation pump to maintain performance longer

#### 2 membrane model

81008

- > Ideal for 25 to 75 taps
- > 6 to 8 GPH
- > Concentration up to 5 Brix
- > Easy to operate
- > Very affordable

#### Replacement parts:

- > 6682101 - PP Filter 600 GAL.
- > 660600 - 600 GPD RO Membrane

## ULTRA COMPACT HOBBY RO

- > Ideal for 200 to 400 taps
- > Process 50 gallons per hour
- > Easy drainage
- > Ultra compact design
- > CDL made = quality product
- > Easy to use and store

81050



## VERTICAL HOBBY RO

- > Ideal up to 2000 taps
- > 125 GPH to 250 GPH (1 or 2 posts)
- > Main unit in stainless steel
- > Frame on wheels for easy moving
- > Easy drainage
- > Pump in stainless steel
- > 4" post in stainless steel
- > Membrane: CDL MRO
- > High and low pressure protection
- > Power : 120 volts (17 Amps), 240 volts (10 Amps)



WASHING TANK  
OPTION

OSHO-A00007



81125V	120 V	125 GPH
81125V-240	240 V	125 GPH
81250V	120 V	250 GPH
81250V-240	240 V	250 GPH





MAPLE SUGARING  
MANAGEMENT SYSTEM

# REMOTELY CONTROL

YOUR CURRENT RO FOR  
AN AFFORDABLE COST!

You have a reverse osmosis concentrator and would like to remotely manage certain key stages in the concentration process?

**It is now possible to add an affordable module with different options to control your current system at your fingertips, no matter which model you have or which company it's from. An easy novelty to install. Now available at CDL!**

Here's what it can do:

- > Start/stop the system
- > Operate tank valves (sap and permeate)
- > Direct concentrate and filtrate to tanks or other locations
- > Manage pressure and concentrate flow
- > Read input pressure and turbine high/low pressure
- > Read permeate or concentrate flow rate
- > Read incoming and outgoing Brix
- > Read temperature

**The best part?**

**It's a small investment and simple to use!**

**This solution is perfect for customers who don't have an intelligent RO system yet. It's even available for mini ROs!**

Contact our team to upgrade your current equipment and make your life easier!



## LA FENDEUSE CLASSIC


- > 500 GPH to 1500 GPH (1 to 3 posts)
- > Main unit all made of stainless steel, including both 3 way valves and wash tank
- > Posts: Positive recirculation system allows you to run many hours without losing performance. It also helps extending membrane life
- > RO post : maintenance free and reliable submersible motor for over 15 years
- > Membrane: CDL MRO
- > High temperature protection and low water protection



600 GPH RO

## LA FENDEUSE DELUXE

- > 500 GPH to 3600 GPH (1 to 6 posts)
- > All made of stainless steel
- > High pressure pump from 5 to 7,5 HP giving the highest flows on the market
- > Posts: Positive recirculation system allows you to run many hours without losing performance. It also helps extending membrane life
- > RO post : maintenance free and reliable submersible motor for over 15 years
- > Membrane: CDL MRO
- > High temperature protection and low water protection



## 20+ RO

- > Capacity up to 7600 GPH at 20 Brix
- > All made of stainless steel
- > High pressure pump from 5 to 7,5 HP giving the highest flows on the market
- > Posts: Positive recirculation system allows you to run many hours without losing performance. It also helps extending membrane life
- > Concentration capacity adapted to your needs
- > Personalized post configuration (single or double, vertical or horizontal)

## CONTINUOUS BRIX READER

- > Real time Brix reading of concentrate
- > Can be installed on any RO
- > Allows an accurate reading of your adjustment in real-time



668417

See the next page for post configuration.



## CDL POSTS FOR RO

- > Available 4", 8" (single or double), 16"
- > Positive recirculation system allows you to run many hours without losing performance. It also helps extending membrane life
- > Reliable, maintenance free submersible motors
- > Membranes: CDL MRO 4", 8" (single or double), 16"
- > 8" membranes available standard or high pressure (for high Brix concentration)



16" post - Vertical




16" post - Horizontal


## POST CARTS

### VERTICAL OR HORIZONTAL CART, PREVENTING MEMBRANES FROM PLUGGING AT HIGH BRIX.

Can easily be added to an existing CDL RO with or without cart.




- > Post with two 8" membranes end-to-end;
- > More compact;
- > Less expensive;
- > Less energy consumption.



- > Compact;
- > Ultra simple connections;
- > Easy to operate;
- > Easy access to the membranes.

**30+ HIGH BRIX RO OPTION****DOUBLE THE CONCENTRATION LEVEL BY  
ADDING THIS RO TO YOUR EXISTING RO!**

**MANY POSSIBLE COMBINATION DEPENDING ON YOUR SET UP.  
PERSONALIZED CONFIGURATION TO UPDATE YOUR STANDARD RO  
INTO A HIGH BRIX MACHINE.**



**WITH THIS MACHINE, GO FROM 15 BRIX TO 30 BRIX.**

**CDL is the only manufacturer that  
offers custom configurations to  
upgrade your standard RO to turn  
it into a High Brix system.**



Ask your CDL sales representative.

SCAN TO SEE  
THE VIDEO

[bit.ly/cdlvideos](https://bit.ly/cdlvideos)



# IT DOES EVERYTHING BY ITSELF:

## YOU PROGRAM IT... AND THAT'S IT!

SCAN TO SEE  
THE VIDEO

[bit.ly/cdlvideos](http://bit.ly/cdlvideos)



## 2 to 35 Brix

600<sup>GPH</sup> to 8 400<sup>GPH</sup>



100% CDL custom technology  
Full range of customizable RO Systems to fit your production needs.



Simple interface  
100% developed by CDL



HT +  
HIGH FLOW



CDL's unique patented recirculation system  
doubles the performance of membranes.



# CDL INTELLIGENT REVERSE OSMOSIS (RO'S) ARE THE MOST POWERFUL AND ADVANCED IN HISTORY OF THE MAPLE SUGARING.

- > RO data saved on CDL Cloud
- > Remote maintenance and support
- > Get specialized expertise quickly
- > Allow you to remotely manage all the operations that must be performed by an RO
- > Simple programming allows you to safely operate the equipment during your rest hours, work hours or when away from the sugar house



## REMOTE FEATURES:

- ☛ Concentrate;
- ☛ Rinse the membranes;
- ☛ Membrane soap wash;
- ☛ Membrane acid wash;
- ☛ Control sap or permeate feed;
- ☛ Continuous Brix control;

## INTELLIGENT MANAGERMENTS:

- ☛ Concentrate Brix monitoring;
- ☛ Maple sap Brix monitoring;
- ☛ Permeate flow reading;
- ☛ PH monitoring and control;
- ☛ Conductivity meter;
- ☛ Preventive management (plugging);
- ☛ High and low pressure protection;

## INTELLIGENT SOFTWARE UPDATES

The CDL intelligent ROs often receive wireless software updates adding new characteristics and functionalities.



CDL's intelligent reverse osmosis can be supervised and operated by the CDL Intelligence management system.



# CDL pH NEUTRALIZATION SYSTEM

## REDUCES THE IMPACT OF THE DISCHARGE OF WASH WATERS IN THE ENVIRONMENT

- ✓ Simple, economical and efficient design
- ✓ The system makes it possible to meet the state regulations on wastewater discharge in maple syrup industry
- ✓ Design with 2 pH probes to reduce the volume of water to be treated and the quantity of neutralizing agents (acid and basic)
- ✓ Control at your fingertip with HMI touchscreen
- ✓ Automated and autonomous functions
- ✓ Complete control of the system pH probes, valves and pumps
- ✓ Programmable operational parameters
- ✓ Wall installation of the control box or optional stainless steel tripod
- ✓ Variable capacity recirculation pumps and neutralization tanks options (not included with basic system)



SCAN TO SEE  
THE VIDEO  
[bit.ly/cdlvideos](https://bit.ly/cdlvideos)



pH-neutralization system - wall mounted

730420

Stainless steel floor fixation for pH treatment

730421

### INCLUDED WITH BASIC NEUTRALIZATION SYSTEM:

- > Corrosion resistant control panel and metering pumps
- > 2 inch motorized 3-way valve
- > 2 inch motorized drain valve
- > Static mixer
- > Set of adapters for acid and basic solution



**We offer the best membrane washing service!**  
**Details in-store!**

## MULTIPLE CARTRIDGE HOUSING



Stainless steel multiple  
filtration cartridge housing  
(holds 5 pre-filters)

665056

Stainless steel base for the  
multiple cartridge housing

7100101

Interior support only

665068



**Change your  
RO prefilters  
in 1 minute!**

### ADVANTAGES

- Designed and manufactured by CDL;
- Quick and easy filter changes;
- High filtration capacity;
- Creates no restrictions at the entrance of the RO.

## PREFILTERS



Pre-filter cartridge  
5 mic. 10"

6682101

Pre-filter cartridge  
5 mic. 20"

66821



10" synthetic filter  
protectors | 12/pkg

66207

20" synthetic filter  
protectors | 12/pkg

66208



6-1/2" plexiglass cover

66270

10" filtration bag  
6-1/2"x16"

EV BAG100

20" filtration bag  
6-1/2"x32"


EV BAG200

30" filtration bag  
6-1/2"x30"

66823-30



## MRO MAX MEMBRANES & STORAGE CANISTERS



	CDL	MRO MAX
4" membrane	66016140	6604040
8" membrane	66016980	6608040
8" membrane (high pressure)	66HP16980	66HP8040
16" membrane	660016	-



A

B

A	4" storage canister	724204
B	8" storage canister	724225
	16" storage canister	724226

## DIVERS



Food grade o-ring  
grease | 6 g

66531



Food grade o-ring  
grease | 150 g

66535



Wrench for blue filter

662283



10 GPM Bluewhite  
flowmeter

661042




1/4" NPT valve x  
Tube 90°

6622312



4" membrane U-cup

66402



8" membrane U-cup

66401




## CLEANING AND STORAGE SOLUTIONS

								
<b>A</b>								
Citric acid 1 kg (powder)		66994	Organic soap "Superflow green" 4L (Liquid)		66245	Oxisan Cleaner 4 L		66298
Citric acid 20 L (liquid) For CDL intelligent RO		6699420	Organic membrane soap "Superflow green" 1 kg (powder)		662403	Storage solution 1 kg		80000
<b>B</b>								
Superflow soap 1 kg (powder)		6624909	Organic soap "Superflow green" 22.7 kg (powder)		662402	50/50 Glycol 20 L		88020
<b>C</b>								
Superflow soap 20 kg (powder)		66239						



## MEASURING INSTRUMENTS

**TRUST THE CDL BRAND  
FOR CLEANING AND  
STORAGE SOLUTIONS.  
QUALITY. EFFICIENCY.**

	pH 0-2,5 Papers 50/pkg	668802
	pH 10-13 Papers 50/pkg	668813

	Calibration solution pH 10 500 ml	718866
	Calibration solution pH 4 500 ml	718865
	PH tester	665514
	Portable conductivity tester	718856
	Heating element 3 000 W - 240 V	66493
	Temperature control	669371

## FILTERS

	1-1/2" line filter + 24-micron cartridge	6615024
	1-1/2" 24-micron filter cartridge only	660024
	1-1/2" line filter only	6615024K
	2" line filter + 24-micron cartridge	6620604
	2" 24-micron filter cartridge only	660025
	2" line filter only	6620604K
	20" complete blue filter housing	665050

## BEGINNER BOILING KIT

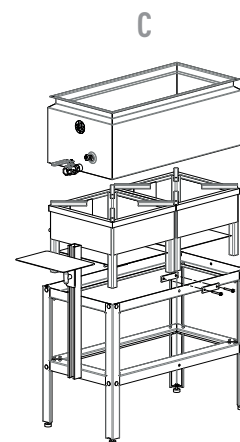
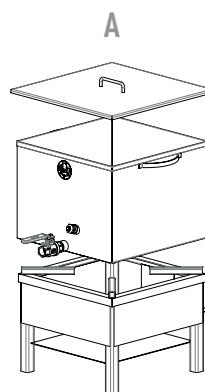


16" x 16" 15 tap kit

6600801

### INCLUDES:

- 1 16" x 16" sugar pan cover
- 1 16" x 16" sugar pan
- 1 R-65 propane burner
- 1 Orlon filter #8 thick
- 1 8" cup
- 1 18.5" wooden handle thermometer
- 1 55-70 Brix syrup hydrometer
- 1 3/4" stainless steel nipple
- 1 3/4" FIPT stainless steel ball valve



16" x 16" kit

PRFW16

### INCLUDES:

- 1 R-65 propane burner
- 1 hose and regulator
- 1 16" x 16" sugar pan
- 1 propane burner support
- 1 3/4" stainless steel nipple
- 1 3/4" FIPT stainless steel ball valve

16" x 32" kit

PRFW32

### INCLUDES:

- 2 R-65 propane burners (with fastening kit)
- 2 hoses and regulators
- 1 16" x 32" sugar pan
- 1 16" x 32" propane burner support
- 1 3/4" stainless steel nipple
- 1 3/4" FIPT stainless steel ball valve

## HOBBY PRO EVAPORATOR

The perfect solution for small producers that want an efficient and affordable wood evaporator to turn sap into maple syrup!

Stainless steel  
evaporator base (16" x 32")

670090200SS

Flat bottom pan

670090215

3-way pan

670090214

### INCLUDES:

- Stainless steel base
- Angle iron grates
- Ceramic wool
- 6' of 6" smoke stack and 1 elbow 6" x 90°

### OPTIONAL:

- Reheat pan 670090218
- Pan cover 67WPC032
- 2 wheel kit 670090213
- Water level 670090216
- Thermometer EITC0306

Requires bricking kit 1-1/4" x 4-1/2" x 9" (not included).  
670090217



**EASY TO  
ASSEMBLE**

**CONFIGURABLE  
TO YOUR NEEDS!**



**IDEAL FOR  
UP TO  
25 TAPS**



## CDL EVAP-O-GRILL

- Good up to 50 taps
- Evaporates up to 7 gallons / hour
- Easy assembly
- No bricking necessary

### INCLUDES:

- 2' x 3' stainless steel pan
- 3/4" stainless steel draw-off ball valve
- Cast iron grate set

670090

### OPTIONAL:

- 6" stack damper
- Reheat pan

670096



**GREAT  
GIFT IDEA!**



# Evap-O-Grill



**SCAN TO SEE  
THE VIDEO**

[bit.ly/cdlvideos](http://bit.ly/cdlvideos)



## HOBBY EVAPORATORS

The CDL Hobby Evaporator is designed for recreational producers who want to enjoy springtime, while boiling small quantities of maple sap to produce a few gallons of maple syrup per season.

### SYRUP DRAW-OFF NOW FULLY REVERSIBLE!

One pan model



### 18" X 48" INCLUDES:

- Stainless steel furnace with steel grids
- Stainless steel stack
- 18" x 48" 304 stainless steel argo welded pan
- Stainless steel draw-off valve

18" X 48" evaporator  
with 2-way flat pan

6700102WD

1 to 75 taps

18" X 48" Evaporator  
with 18" x 36" flue pan  
and 18" x 12" syrup pan

6700102WP

50 to 125 taps

### AVAILABLE OPTION:

- Pre-heating pan 67112WPARE

One flue pan and one syrup pan model



### 18" X 60" INCLUDES:

- 18" x 42" flue pan
- 18" x 18" syrup pan
- Float box with rear control level.
- Complete smoke stack.

18" x 60"  
5" flue pan

67001

100 to 200 taps

Product appearance may vary.



**Combine your evaporator with a Nano RO.  
It will reduce your boiling time! See page 72.**



## PROFESSIONAL EVAPORATORS



The Professional evaporator is a high quality wood evaporator for owners of small sugarbushes. It is designed and manufactured to provide efficient boiling and easy/stable syrup finishing.

Its performance in relation to its size will surprise you.

20" X 84" 150 to 450 taps	24" X 72" 150 to 450 taps	2' x 8' 150 to 450 taps
6700103	6700302	6700502
20" x 54" 2-way flue pan 5" drop flues	2' x 4' 2-way flue pan 7" raised flues	2' x 5' 2-way flue pan 7" raised flues
Two 20" x 15" syrup pan	One 2' x 2' syrup pan	Two 24" x 18" syrup pan
Rear float box	Front and rear float box	Front and rear float box
9" x 8' stainless steel smokestack	9" x 8' stainless steel smokestack	10" x 12' stainless steel smokestack

Argon welded reversible finishing pan

**SYRUP DRAW-OFF NOW  
FULLY REVERSIBLE!**

Product appearance may vary.

## THE TRADITIONAL EVAPORATORS AVAILABLE IN SIZES: 2-1/2' X 8' TO 5' X 16'




The Traditional CDL evaporator is designed for owners of medium and large sugarbushes wishing to keep the tradition alive of boiling the syrup with firewood while being effective and efficient. This evaporator will provide an incomparable boiling stability. Its robust construction will allow many generations to experience the pleasure of boiling maple syrup.

### INCLUDES:

- 32" high furnace with cast iron grates and 2 doors for wood loading.
- 1 flue pan with 7" argon welded flues.
- 2 to 3 argon welded syrup pans for finishing (depending on model)
- Front and rear float boxes.
- Stainless steel connections, drain valve and draw-off valve.
- Complete chimney (twice the length of the evaporator) including the stack.
- 1 rope operated stack cover.
- Water level on flue pan.

Product appearance may vary.





Showing all  
options available

Standard  
model

The new **airtight high performance Venturi** evaporators has a unique **artificial draft system** allowing the **intake of primary air at high pressure by suction**. By simply and safely increasing the evaporation performance of the evaporator, the Venturi Performance system developed by CDL.



## MAIN FEATURES

FUEL	WOOD
SIZES	12 models from 2'x4' to 4'x15'
EFFICIENCY	Up to 40% more output
AVAILABLE OPTION	Wide choice of options available

- High evaporation performance at an affordable price
- Longer lifetime
- Uniform boiling in the front, warmer in the back
- No need to preheat smokestack
- Full boiling performance after 10 minutes
- Perfect functioning even in low pressure (bad winds)
- Fully reversible
- Fewer bricks needed
- Easy to operate and the risk of errors are very limited
- No risks of flame flashbacks
- Boiling intensity can be adjusted easily

Interchangeable and reversible sap inlet and outlet




## 100% REVERSIBLE EVAPORATOR!

TEMPERATURE MAINTAINED AUTOMATICALLY USING A BLOWER AND A SENSOR LOCATED IN THE SMOKE STACK

IMPROVED OPERABILITY AND RELIABILITY

MODIFY THE AIR % TO YOUR PREFERENCE USING SHUTTERS



The CDL energy efficient **Intens-0-Fire 2** wood evaporator is the only one on the market that allows the user to choose manually between two different types of firewood combustion: **air forced combustion** or **combustion by gasification**.



### MAIN FEATURES

FUEL	WOOD (soft or hard)	
SIZES	Available sizes : 2½' x 8' to 6' x 18'	
CONSUMPTION	Wood consumption 40% less than a conventional evaporator	
IDEAL FOR	Balance between performance and boiling stability	
<div><div><div>■ Meets the environmental requirements of greenhouse gas emissions</div><div>■ Load every 20 to 40 minutes depending on combustion type</div></div><div><div>■ Winner of water gallons evaporated per hour - Maplerama 2011</div><div>■ Front and rear air distribution control for the combustion chamber and grates</div><div>■ Flow inverter (optional)</div></div><div><div>■ Syrup pan</div><div>■ Water level</div><div>■ Modulation for combustion air (optional)</div></div></div>		
Interchangeable and reversable sap inlet and outlet		





# 100% REVERSIBLE!

- **SIMPLE OPERATION**
- **AUTOMATED AIR MANAGEMENT**
- **ERGONOMIC CONTROL PANEL**
- **120 V PLUG IN THE FRONT OF THE EVAPORATOR**
- **LESS MAINTENANCE**

The CDL **Chinook** Evaporator has an **automated air adjustment system** that allows a highly efficient, non-polluting combustion, even if the operator burns poor quality firewood with variable humidity.

## MAIN FEATURES

FUEL	WOOD (soft or hard)		
SIZES	Available sizes : 2½' x 8' to 6' x 18'		
CONSUMPTION	0.24 medium quality wood cord (24") per barrel (32 G) of syrup (15 Brix)		
IDEAL FOR	Get up to 85% energy efficiency while benefiting from automation and ease of use.		
<div><div><div><div><div><div></div><div>Clean combustion, very little polluting emissions</div></div><div><div></div><div>Complete temperature control in the chimney (maximum 650°F).</div></div><div><div></div><div>Time between wood loading: 30 to 60 minutes, depending on quantity and wood quality</div></div></div></div><div><div><div><div><div></div><div>Very efficient, quick start-up and ignition</div></div><div><div></div><div>Boiling stability comparable to pellet and oil evaporators</div></div><div><div></div><div>Very quiet</div></div><div><div></div><div>Combustion creosote free</div></div></div></div><div><div><div><div><div></div><div>Very safe</div></div><div><div></div><div>Stable syrup draw-off</div></div><div><div></div><div>Syrup pan</div></div><div><div></div><div>Heat exchanger</div></div><div><div></div><div>Water level</div></div></div></div></div></div></div></div>			

Interchangeable and reversible sap inlet and outlet

# DELUXE



CDL's **Deluxe** oil evaporator was designed for small and medium-sized sugarbush producers. This evaporator is very efficient and gives its owner an incomparably comfortable and stable boiling experience. This equipment is very reliable and very simple to operate. **To use it is to adopt it.**

## MAIN FEATURES

FUEL	OIL, NATURAL GAS OR PROPANE	
SIZES	Available in sizes : 2' x 6' to 6' x 18'	
CONSUMPTION	Perfect for small and medium producers. Hassle-free boiling stability and easy operation.	
AVAILABLE OPTIONS	Automatic draw-off valve. Syrup drip tray. Hood pre-heater. Permeate pre-filter. Steam pan. Protect-O Level controller protection	
<ul style="list-style-type: none"> <li>■ Oil furnace</li> <li>■ Carlin or Beckett burner</li> <li>■ Complete stack with covers and roof jacks</li> <li>■ Insulated burner cover.</li> </ul>	<ul style="list-style-type: none"> <li>■ Flue pan and syrup pans</li> <li>■ Water level</li> <li>■ Front and rear hoods</li> </ul>	<ul style="list-style-type: none"> <li>■ Front and rear float boxes</li> <li>■ Adjustment and start-up by a CDL specialist</li> <li>■ Control panel</li> </ul>
Interchangeable and reversable sap inlet and outlet		



# THE MASTER OF EVAPORATORS!


## FOR THE FOLLOWING REASONS:

- Rogged and quality construction
- Energy efficiency
- Easy to operate
- Boiling stability
- Boiling conditions adjustment and flexibility from 2 to 35 Brix
- Longer boiling time without pan change
- Flavor and authenticity of maple syrup
- Evaporation performance
- Energy costs / labor per barrel
- Easy cleaning



**CONFIGURATION 50/50  
AVAILABLE!**

SCAN TO SEE  
THE VIDEO  
[bit.ly/cdlvideos](https://bit.ly/cdlvideos)



The CDL **Master** Evaporator is the only evaporator on the market evaporating over:  
**5.1 Imp. gal. / ft<sup>2</sup> or 6 U.S. gal. /ft<sup>2</sup> of pan.**

WOOD - CHIPS - PELLETS	
FUEL	WOOD, CHIP OR PELLETS
SIZES	3' x 11' to 7' x 18'
EFFICENCY	Ability to produce up to 3½ barrels/hour (18° Brix), 6 barrels/hour (30° Brix) with the 7' x 18' pellet model
Interchangeable and reversible sap inlet and outlet	

OIL	
FUEL	OIL
SIZES	3' x 11' to 7' x 18'
CONSUMPTION	0,195 gallons of oil per gallon of syrup
Interchangeable and reversible sap inlet and outlet	





Wood model shown

## RIELLO BURNER

Allows flame modulation between 20% to 100% to perfectly adapt the boil to you need.

Distributes the flame efficiently and more environmentally friendly.



**THE MOST ECONOMICAL ON THE MARKET!**

## INCLUDED OR AVAILABLE OPTIONS

- Syrup flow reverser
- Double pass flue pan
- Syrup drip tray
- Multi-pass syrup pan
- Permeate or concentrate preheater
- Mechanical or electrical level control
- Control panel with 110 V electric outlet
- Front/rear Protec-0
- Front/Rear pan washer
- Modulated motorized level control



PROPANE AND NATURAL GAZ	
FUEL	PROPANE AND NATURAL GAZ (Burner option: Powerflame or Riello)
SIZES	3' x 11' à 7' x 18'
CONSUMPTION	PROPANE: 0,26 gallons per gallon of syrup NATURAL GAZ: 28,6 cubic feet per gallon of syrup
Interchangeable and reversible sap inlet and outlet	

## MASTER 30+ RO COMBO ADVANTAGES



- **Best energy + labor costs** per barrel on the market
- Decrease energy costs by at least 40%
- Complete range available allowing a production from **2 to 7.5 barrels per hour**
- Available for wood, chips, pellets, oil, propane or natural gaz
- Labor cost for boiling is reduced from 30 to 50%
- **Quick Return on Investment**
- Preserve the flavor and **authenticity of the syrup**
- **Decrease boiling time** significantly

# UNIQUE TECHNOLOGY IN THE MAPLE SUGARING INDUSTRY.



## HIGH PRESSURE STEAM EVAPORATOR



### MAIN FEATURES

COMBUSTIBLE	OIL, PROPANE, NATURAL GAS AND GAS COMBINATION
DIMENSIONS	25 HP, 35 HP, 50 HP ET 60 HP without certifications, up to 300 HP
EFFICIENCY	Unmatched evaporation power per square foot
AVAILABLE OPTIONS	Automated washing system, steam pan and flow reverser

### INCLUDES:

- > R7 pan only including sight glass level, draw off valve and electric valve with levato
- > Single inner coil
- > Hood with door glass
- > Stack, roof jack & collar
- > Stainless steel support table with two 120 V electrical outlets
- > Delivery and start-up by a CDL technician

### OPTIONAL:

- > Steam blower
- > Pan Washer
- > Steam Pan
- > Sequential automated washing system for steam pans
- > LED light
- > Reverse Flow
- > Double coil
- > Thermoregulator



The R7 high pressure steam evaporator from CDL allows evaporation of sap, concentrate or maple syrup from **2 to 66 Brix**.

The R7 offers **optimal control of the heat and evaporation intensity allowing great flexibility.**

This high-tech and high performance steam evaporation system **brings unmatched evaporation per square foot power.**

Available from 25 HP to 60 HP without any certifications/license card. Power can reach up to 300 HP depending on the regulations in your area.

### STEAM BOILER

- > Very low water level in pan;
- > Ultra-quick start and stop;
- > No need to change coils and cleaning directly in pan;
- > No pan change needed;
- > No risk of burning the pans.

### Useful features of steam generator system:

- > Barrel cleaning;
- > Maple syrup warming;
- > Quick and efficient cooking for processing.



**THE LONG-AWAITED EVENT:  
THE UNVEILING OF**

# **CDL ELECTRIC EVAPORATOR**

**MAY 2022**

**CDL introduces a new evaporation system  
with unrivaled efficiency on the market.  
This evaporator runs entirely on electric power  
and offers another true green technology  
in the CDL product offering.**

#### **KEY FEATURES**

**Unmatched energy efficiency • Specially designed for the evaporation of high Brix concentrate  
Small footprint • Short residence time ensuring the production of a quality syrup**




## STEAM PAN OPTION FOR EVAPORATORS

Option available with:



STEAM  
PAN

# PERFORMANCE AND EFFICIENCY GREATLY IMPROVED!



**Improve performance  
and efficiency by up to 50%  
without additional  
fuel consumption.**


Sizes available : 2' x 4' to 7' x 12'

### ADVANTAGES


- The use of the steam pan causes a significant reduction in energy consumption by reusing the steam produced by the flue pan. This reduction in energy consumption can be up to 50% depending on the Brix at the input of the pan;
- This option can be installed on all types of evaporators (wood, pellet, oil).

## EVAPORATOR PAN WASHER OPTION :

Option available with:



AUTOMATED FRONT AND  
REAR PAN WASHER BY CDL



Rear  
view

**A must for anyone looking to  
improve and simplify their operation.**

Available as an option for Venturi, Intense-O-Fire 2, Chinook, Deluxe, Master and R7 evaporators models, the pan washer by CDL is completely automated and sequential.

With its complete non-contact wash and continuous washing circuit, it eliminates stubborn stains and greatly reduces the daily workload.

## SYRUP PAN WASHERS



Simple 2-1/2'	672059
Simple 3'	672061
Simple 3-1/2'	6720615
Simple 4'	672062
Simple 5'	672063
Simple 6'	672065



Double 2-1/2'	672110
Double 3'	672112
Double 3-1/2'	6721125
Double 4'	672114
Double 5'	672116
Double 6'	672118


Triple syrup pan washer available.

## FLUE PAN LIFTER ON WHEELS

Easily move your flue pan for cleaning  
or access firebox for maintenance.



REAR  
PAN



FRONT  
PAN

Flue pan lifter on wheels

For all evaporators except the Master evaporator.

671910

Front pan lifter (Master)



671920

Pan lifter on wheels (Master)



671900



## INSULATED SYRUP CALIBRATION TANK

The new CDL insulated syrup calibration tank has a stainless steel insulated tank and an integrated mixer.

Easy to use, thanks to a built-in washing system, a recirculation pump and a base on wheels. Simplifies and improves calibration of the syrup before filling barrels.

### ADVANTAGES

- Controlled temperature;
- Real-time Brix reading;
- Perfect maple syrup calibration;
- Simplifies operation.

250 GAL.	4' x 4' x 3'	6793443
350 GAL.	4' x 4' x 4-1/2'	67934445
Insulated calibration tank starter control case		6793001

### Real-time Brix reading available in option

Homogenize syrup before filling barrels with the real-time Brix reader that can read between 5 °C and 100 °C (41 °F and 212 °F) and up to 80 Brix with full precision due to automatic temperature compensation for accurate reading.

668421



## Perfect maple syrup calibration at a controlled temperature by CDL



SCAN TO SEE  
THE VIDEO

[bit.ly/cdlvideos](https://bit.ly/cdlvideos)



24-volt power supply.  
Requires a  
circulation pump.

## WATER JACKETED CALIBRATION TANK

Calibrate and bottle your syrup confidently thanks to our brand new water jacketed calibration tank with a capacity of 130 imperial gallons.

The two 5 000 W (240 V) electric elements heat water in the double wall, gently warming your syrup to the desired temperature. The height of the tank has been designed to fill all types of syrup barrels or totes. The wheeled frame is made of stainless steel. This water jacketed tank kit includes an electric diaphragm pump, a water thermometer, a water and syrup level gauge, and an air agitation system. The Brix reader (optional) will give you greater precision and consistency in the Brix level of your syrup.

This system, inspired by large operations, is now accessible to everyone!

SS WATER JACKET TANK	46" x 36" x 30"	67424
130 GAL. IMP./156 GAL. US		
Brix reader option		668429



## DRAW-OFF VALVES



Ideal for evaporator with a flow reverser

Modulating draw-off valve multiple control 2" 66783

Modulating draw-off valve multiple control 2-1/2" 66784

Clips, silicone gasket and spout not included.



### ADVANTAGES

- Continuous maple syrup draw-off;
- Eliminates the return effect of the syrup into the pans;
- Eliminates large volume draw-offs;
- Improves the constancy of Brix;
- Easier maple syrup filtration.

Modulating draw-off valve 1-1/2" 66781

Modulating draw-off valve 2" 66775

Modulating draw-off valve 2-1/2" 66782

Clips, silicone gasket and spout not included.

## LEVEL CONTROLLER (PROTECTION)

Protect-O 66876



Please contact your CDL store or CDL online store for more information and prices.

## MODULATING LEVEL CONTROL

Modulating Belimo motor with level numerical display in inches, selector (manual/OFF/auto) and manual control with potentiometer.

Includes the level sensor for glass tube, acetal adaptor for glass tube, special Protect-O rod, butterfly valve with Belimo motor and control bracket.

Front 1-1/2" 668763150

Front 2" 668763200

Front 2-1/2" 668763250

Rear 1-1/2" 668764150

Rear 2" 668764200

Rear 2-1/2" 668764250



Connection piping not included.

## 1" AUTOMATIC DRAW-OFF VALVE

The CDL 1" automatic draw-off valve allows you to get precise maple syrup flow from your evaporator, every time!

An innovative solution for syrup lovers and small producers.



66786

Silicone gaskets and clips ferrules are available at page 36.

## DRAW-OFF VALVE ACCESSORIES



### ELBOWS

1-1/2"	69BCD150
2"	69BCD112
2-1/2"	69BCD212



### DOUBLE DRAW-OFF FOR EVAPORATOR

2"	660104200
2-1/2"	660104250



### OFF CENTERED FERRULES

2" x 1-1/2"	60R14215
2-1/2" x 2"	60R142122

cdlinc.ca | cdlusa.com



## RECTANGULAR SYRUP FILTER TANKS



The standard model includes only the drain.

The deluxe model also includes valves, shelf and stainless steel plumbing.

STEEL STRUCTURE	US GAL	IMP. GAL	
Simple   standard	42 GAL	35 GAL	67865406
Double   standard	80 GAL	67 GAL	67865206
Double   deluxe	80 GAL	67 GAL	67865207
Triple   standard	120 GAL	100 GAL	67865208
Triple   deluxe	120 GAL	100 GAL	67865209



ALUMINUM STRUCTURE	US GAL	IMP. GAL	
Double (2x)	35 GAL	29 GAL	666735
Double (2x)	55 GAL	45 GAL	666755
Double (2x)	75 GAL	62 GAL	666775

## SYRUP FILTER TANKS



Include the stainless steel cover and drain valve.

All syrup filter tanks are 28" high.

US GAL	IMP. GAL	DIAM.	
5,85 GAL	5 GAL	9" (mini)	67MINFIL
7,6 GAL	6,5 GAL	9"	6740006
14,4 GAL	12 GAL	12"	6740026
18 GAL	15 GAL	15-1/4"	72054015*
*Includes 1 filter support (1 hole)			
24 GAL	20 GAL	21-3/4"	72054020*
*Includes 2 filter support (2 holes)			
24 GAL	20 GAL	16"	6740326
30,4 GAL	26 GAL	18"	6740426
45,65 GAL	39 GAL	22"	6740626
53,8 GAL	46 GAL	24"	6740726

## FILTER SUPPORTS



### 1 HOLE

12"	67412
16"	674161

### 3 HOLES

22"	6742211
24"	674243



## SUGAR PANS

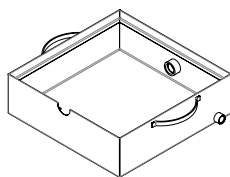
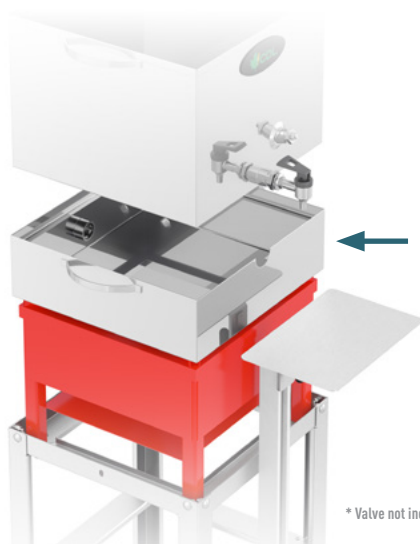


1/4" valve and cover not included



16" x 16" x 12"	67WP1616	24" x 24" x 12"	67WP2424
16" x 32" x 12"	67WP1632	24" x 36" x 12"	67WP2436
16" x 16" Cover	67WPC016	24" x 48" x 12"	67WP2448
16" x 32" Cover	67WPC032	24" x 72" x 12"	67WP2472

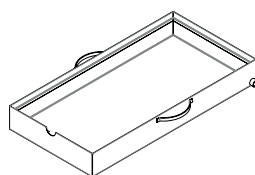
## WATER JACKETED PANS



→ Water jacketed tank for sugar pan that can be used for the beginner bottling kit on page 114.

→ Possibility to install an electric heating element (664934a)  
→ 5" high

16" x 16" 67316M



16" x 32" MINS32

\* Valve not included

## BOILING ACCESSORIES STAINLESS STEEL



CUPS

8"	NEW	6784782
10"	NEW	67847102
12"	NEW	67847122



## BOILING ACCESSORIES STAINLESS STEEL (CONTINUED)



DIPPERS AND SKIMMERS

	Round   5" Wooden handle	7205405R
<b>A</b>	Round   6-1/2" Wooden handle	72054065R
	Round   8" Wooden handle	7205408R
<b>B</b>	Flat-sided   5" Wooden handle	7205405P
	Flat-sided   8" Wooden handle	7205408P
<b>C</b>	Without holes	6772922007
	With holes   4"	7205404



SUGAR PAN

	Rectangle   17" X 23" X 11"	72054172311
	Round   10" X 14" X 5"	72054101405R
	Round   12" X 17" X 6"	72054121706
	Rectangle   12" X 17" X 11"	72054121711




Use these molds to shape your maple sugar cakes.

Adjustable table sold separately.

MOLDS

	250 g (35 per box)	72054250
	500 g (25 per box)	72054500



DEFOAMER SUPPORT

<b>D</b>	Small	67ANTIMOU P
	Large	67ANTIMOU G
<b>E</b>	9 oz	6700009
	16 oz	6700016



FUNNELS

<b>F</b>	Small	66811
	Large	6681102
<b>G</b>	1" x 3/8"	FUNMIN
	5-1/2" x 9/16"	FUN SMA
<b>H</b>	Plastic (set of 3)	FUN PLA



Other sizes available

FILLING CONTAINERS AND PADDLES

<b>I</b>	2 L stainless steel with handle	MEACSL
<b>J</b>	4 L with handle (measuring)	MEACU4
<b>K</b>	42"	674242

## GLASS TUBES FOR WATER LEVEL

5/8" x 8	60PEN58X6PLAGL
5/8" x 12	672176
5/8" x 18	60PEN58X18PLAGL
1-1/2" x 8	675157
1-1/2" x 18	60GROSNIVEAU18



## BLUE PLUGS WITH LONG ARM

1-1/2"	678117112
2"	678117
2-1/2"	6781171



## HIGH TEMPERATURE PRODUCTS



Silicone 60YYCSL503



Small brick 2 500 °F  
1-1/4" x 4-1/2" x 9" 66869



Large brick 3 000 °F  
2-1/2" x 4-1/2" x 9" 66868



Brick cement  
Pyromix, 1 gallon 66866



Brick cement  
Pyromix, 4 gallons 66864



Dry cement, 25 kg bag 66875



Fiber glass wool rope 60TXP018



Ceramic wool  
1" x 4' x 23.65' | 8 lb 60BKT18LB100A

Ceramic wool  
1/2" x 4' x 50' | 8 lb 60BKT18LB050A



Thermofab wool  
2" x 1/8" 60GW300100


Ceramic wool panel  
1" x 12" x 36" EBISOL06



Ceramic wool panel  
1" x 24" x 36" 60BK0019

Ceramic wool panel  
1/2" x 24" x 36" 60BK0012

## STACKS AND ACCESSORIES



**A** Chinese hats  
Available in diameters from 6" to 32" and optional spark guard

**B** Smoke stacks  
Available in diameters from 6" to 32"

**C** Stack covers  
Available in diameters from 7" to 30" and optional spark guard.

**D** Custom made roof jacks  
From 6" to 32" with collar

**E** Base stacks  
Available for 2' to 6' width evaporators




## LIQUID DEFOAMER DOSING DEVICE

The most flexible and automatic liquid defoamer dosing device on the market.

Liquid defoamer dosing device

730400



## DEFOAMERS



Kosher | 200 g

66890



Kosher | 2,5 kg

66898

Odorless organic  
sunflower 3 L

663553

FOR ORGANIC  
CERTIFIED PRODUCERSOrganic liquid  
defoamer 1 gallon

EVAM1280G

FOR ORGANIC  
CERTIFIED PRODUCERS

Liquid | 8 oz.

EVAN108W

Liquid | 32 oz.

EVAM032W

Liquid | 4 L

EVAM128W

## ACER CENTRE PRODUCTS ONLY ON DEMAND

Calibrating solution for  
refractometersSpecially design and  
developed by the Acer  
Center to calibrate  
refractometers for Brix  
maple syrup measurement

66616



## COLORMETERS



Sample bottle only (1,75")

662378



Sample bottle (3,75")

668887

Sample bottle (3,75") + cap

668888

Cap only

668889

Maple syrup digital grader  
HANNA Brand

662397

10 ml round test tube with  
plastic insert for HI759

662398

Solution to find the correction  
factor to apply when reading a  
hydrotherm or a hydrometer

718867



## REFRACTOMETERS

SAP AND SYRUP



Eau 0-32 Brix

EIRE0032C

Sirop 45-82 Brix

EIRS4582C

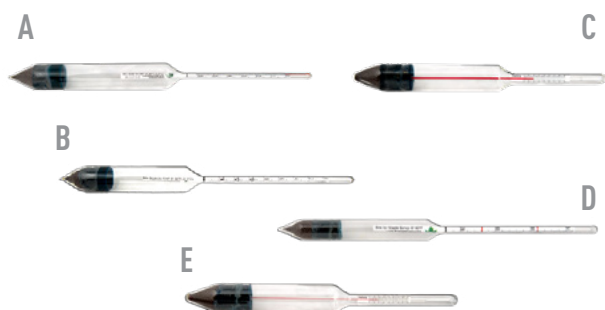
DIGITAL



0-85 Brix

668412


## HYDROMETERS SAP AND SYRUP





A	Sap	0-6 Brix	EIDE2010
B	Sap	0-15 Brix	668433
C	Sap	10-25 Brix	66849
	Syrup	45-75 Brix (Vermont state approved)	EIDS4575
D	Syrup	55-70 Brix	66845
E	Syrup	Hydrotherm	66841

Limited warranty and non-returnable items.

## DIAL THERMOMETERS



A	3" Dial   9" stem   0-50 °F   1/4" MIPT	72920003
	3" Dial   12" stem   0-50 °F   1/4" MIPT	72920004
B	5" Dial   9" stem   0-50 °F   1/4" MIPT	72920001
	5" Dial   12" stem   0-50 °F   1/4" MIPT	72920002
	3" Dial   12" stem   0-250 °F   1/2" MIPT	668350
	3" Dial   6" stem   0-50 °F   1/4" MIPT	EITC0306
	3" Dial   9" stem   50-300 °F   1/2" MIPT	EITC0309
	3" Dial   6" stem   0-250 °F   1/4" MIPT	EITC0336
C	3" Dial   6" stem   0-250 °F   1/2" MIPT	EITC033612
	3" Dial   9" stem   0-250 °F   1/4" MIPT	EITC0330
D	5" Dial   4" stem   0-250 °F   1/2" MIPT	 <b>NEW</b> 668356
E	3" Dial   4" stem   200-1000 °F   1/4" MIPT	 <b>NEW</b> 668354
	3" Dial   6" stem   200-1000 °F   1/2" MIPT For evaporator smoke stack	668210

## OTHER THERMOMETERS



A	8" stem	71750425
B	12"   Stainless steel	71750426
C	Electronic   18" probe	668204
D	6" barometer	72920030
E	3" thermometer preheater (hot water)	6408503SS



**JONATHAN PRESENTS THE DIFFERENT  
MEASURING INSTRUMENTS AVAILABLE FROM CDL.**

SCAN TO SEE  
THE VIDEO  
[bit.ly/cdlvideos](https://bit.ly/cdlvideos)



## BRUSHES FOR PANS AND TANKS

	2" x 7" without handle	663524
	2" x 7" flue brush	663521
	1/2" x 7" flue brush	66352
	4" x 7" pan brush	72940050
	9" handle	EVBRE001
	20" handle	EVBRE003
	No handle Round tank brush	66356

## WATERPROOF THERMAL GLOVES

- Breathable
- Waterproof
- Insulated - PU Coated
- High levels of handling precision and grip
- Provides warmth and protection from liquids in cold conditions, with the comfort of a breathable glove.

Medium	669282M
Large	669282L
X-Large	669282XL
XX-Large	669282XXL

Sold in pairs.









## PAN CLEANERS

		
A	B	C
Sani-clean   4 L		66284
Sani-clean   20 L		66288
B	99% Glacial acetic acid   20 L	667474

### PAN ACID FOR STAINLESS STEEL

	3 lb (powder)	EVNSS300
C	10 lb (powder)	EVNSS010
	25 lb (powder)	EVNSS250

## TUBING AND SPOUT SANITIZERS

			
Picture for reference only	Picture for reference only		
A	B		
			
C	D		
A	Isopropyl 70%   18,9 L	 ONLY AVAILABLE IN CANADA	667470
B	Isopropyl 70%   205 L	 ONLY AVAILABLE IN CANADA	6674277
C	Pure denatured   4 L		667575
D	Chlorine 12%   20 L		666000





# CDLWESFAB FILTER PRESSES

## IMPROVE THE PERFORMANCE OF YOUR PRESS AND FACILITATES THE FILTRATION

- ✓ Made entirely in Canada and the United States
- ✓ Light and compact construction
- ✓ Easy to move

SCAN TO SEE  
THE VIDEO

[bit.ly/cdlvideos](https://bit.ly/cdlvideos)



**NEW**

### SEPARATING FILTER PRESS PLATE

Allows you to use only part of your filter press to filter a small quantity. Less cleaning and use less papers.



10" CDL press (old CDL model)	6660010PLATE
10" CDLWESFAB press	WFCDL10PLATE
15" CDLWESFAB press	WFCDL15PLATE
20" CDL press (3 holes)	666218





10" press



### ADVANTAGES (7" and 10" presses)

- > Reclinable press (0, 45 and 90 degrees with the cart option) to facilitate the replacement of filter papers;
- > Removable pump kit (to use on another filter press).

	7" presses	10" presses
Short filter press + manual diaphragm pump 3 hollow / 2 waffles	WFCDL7M	-
3 hollow / 2 waffles	WFCDL732	WFCDL1032
4 hollow / 3 waffles	WFCDL743	WFCDL1043
7 hollow / 6 waffles	WFCDL776	WFCDL1076
8 hollow / 7 waffles	WFCDL787	WFCDL1087
<b>Available options:</b>		
Air dia. pump kit 1/2"	WFCDL7ADP12	WFCDL10ADP12
Dia. pump kit 120v 1/2" 5.3 GPM	WFCDL7EDP1253	WFCDL10EDP1253
Filter press cart	WFCDL7CH	WFCDL10CH
Air distributor option	WFCDL710AIRM	WFCDL710AIRM
Air inlet kit <small>The air supply must be filtered using the 66345657K air filter kit.</small>	WFCDL7AIRI	WFCDL10AIRI
Air outlet kit <small>The air supply must be filtered using the 66345657K air filter kit.</small>	WFCDL7AIRO	WFCDL10AIRO



Option : WFCDL15DEF

### ADVANTAGES (15" presses)

- > Tightening with a 12 ton hydraulic cylinder with food grade oil, pneumatic or manually operated (not necessary to have compressed air);
- > Drip tray connected to the pump (Useful for closed loop de-sugaring or for pumping syrup from the tray);
- > Bypass valve installed on the front plate for greater efficiency;
- > Drainage of the inlet and outlet in the drip tray through the front plate;
- > Air drainage (optional);
- > Reverse air flow in the press outlet to extend filtration (optional).

20" filter press 3 holes  
Filtration capacity : 10 to 50 barrels

### ADVANTAGES (20" presses)

- > Easy paper installation
- > Higher filtration capacity
- > Cart on wheels
- > Syrup drip tray
- > 15 to 50 barrel filtration capacity
- > 3" thick hollow plates

#### 15" presses

7 hollow / 6 waffles	WFCDL1576
8 hollow / 7 waffles	WFCDL1587
9 hollow / 8 waffles	WFCDL1598
10 hollow / 9 waffles	WFCDL15109

#### Available options:

Air dia. pump kit 1/2"	WFCDL15ADP12
Air dia. pump kit 1"	WFCDL15ADP1
Dia. pump kit 120v 1/2" 5.3 GPM	WFCDL15EDP1253
Air inlet kit <small>The air supply must be filtered using the 66345657K air filter kit.</small>	WFCDL15AIRI
Air outlet kit <small>The air supply must be filtered using the 66345657K air filter kit.</small>	WFCDL15AIRO
Coalescent filter option + vapor air line	66345657K
Splash guard	WFCDL15DEF

#### 20" presses

(9 hollow plates max.)  
7 hollow plates, 6 full plates

666217

#### Available options:

Air dia. pump kit 1"	730020
----------------------	--------

Clamped sight  
glass ferrule  
1-1/2"

6600150

Clamped sight  
glass ferrule 2"

6600200



## CDL VACUUM FILTER PRESS

**Syrup filter tank and filter press.**  
**Available in 9", 12", 15" and 18" sizes.**

**Includes : 1 filter and 12 prefilters**

9"	3.6 US GAL.	Up to 400 taps	FAU18PV009K
Thermometer included			
12"	9 US GAL.	Up to 800 taps	FAU18PV012
15"	14 US GAL.	800 to 1 800 taps	FAU18PV015
18"	19 US GAL.	1 800 to 3 600 taps	FAU18PV018
Thermometer not included			

Vacuum press  
cover assembly



9"	FAU18PV009COUV
12"	FAU18PV012COUV
15"	FAU18PV015COUV
18"	FAU18PV018COUV

5-micron  
vacuum filter  
press polyester  
filter



9"	FAU18036
12"	FAU18038
15"	FAU18017
18"	FAU18018
21"	668171
24"	668172

Vacuum filter  
press polyester  
prefilter  
(12/pkg)



9"	FAU18035
12"	FAU18037
15"	668167
18"	668168
21"	668169
24"	668170



9" model

15" model

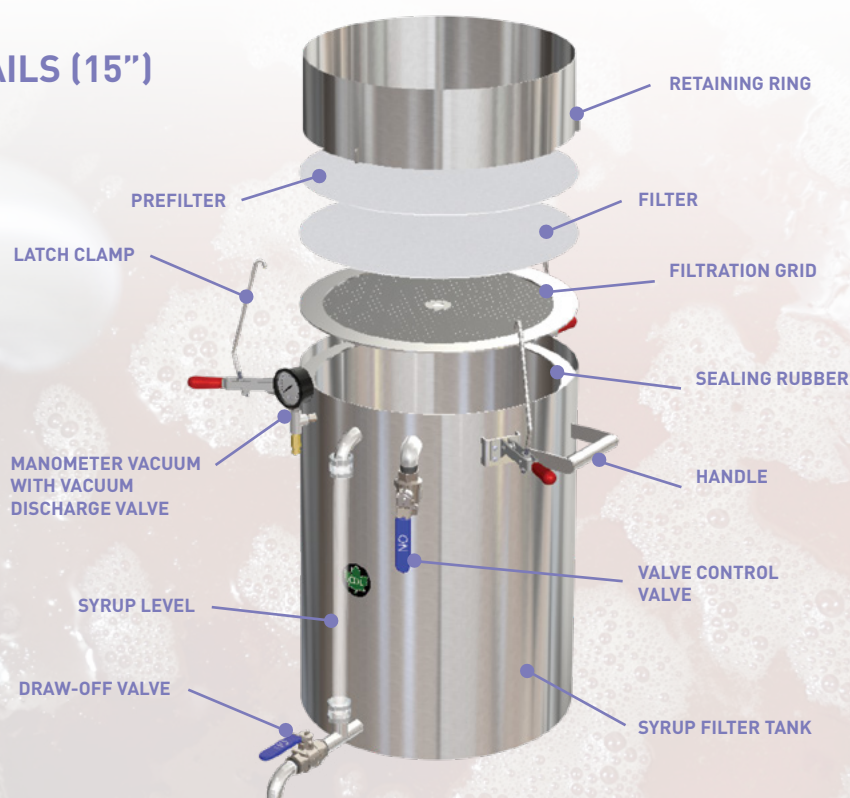
Brushed stainless  
steel finish

**SCAN TO SEE  
THE VIDEO**

[bit.ly/cdlvideos](https://bit.ly/cdlvideos)



## PRODUCT DETAILS (15")





## ELECTRIC DIAPHRAGM PUMP KIT



**Quick and easy  
installation.**  
For filter press pumping  
or hot syrup transfer.


Motor 115V  
5.3 GPM | 60 PSI



Electric diaphragm pump with support

669653A

## FILTER PRESS PUMPS



1/2" Diaphragm pump  
(aluminum)

669585


1" Diaphragm pump  
(aluminum)

669601

## ACCESSORIES

5-1/4" filter papers 66817

7" filter papers | pkg 400 66828

7" filter papers with wings  
pkg 400  66859

10" filter papers | pkg 400 66829

15" filter paper for  
CDLWESFAB filter presses WFCDL668015

15" filter paper | pkg 250 668015

20" filter paper | pkg 250  
2 holes 668221

10" filter papers with wings 66801

20" filter paper  
3 holes with wings | pkg 250 668224

7" press felt filters 66827

10" press felt filters 66830

15" press felt filters for  
CDLWESFAB filter presses WFCDL668015F

20" press felt filters  
2 holes 66820

20" press felt filter  
2 double holes 668206

20" press felt filters  
3 double holes 66850

Self-cleaning press  
felt filters 66852

545 Celite filter aid | 10 lb 66825

545 Celite filter aid | 50 lb 66826



Polyester #8 felt cone  
5 mic.

66814



Polyester #8 felt cone  
1 mic.

668163

#5 cone filter

FILC05

Cone pre-filters

66206

Flat pre-filter paper  
24" x 24", woven style

PREW24

Flat pre-filter paper  
36" x 36", woven style

PREW36

36"x36" pre-filter  
paper coffee style

PREC36

Cone pre-filter  
paper woven style

PREWC0\*

\*Product available in limited quantity

Cone pre-filter  
paper coffee style

PRECC0



Bucket filter

FILBAG

Bucket pre-filter

PREWFI



24" x 24" flat filter

FILF24

36" x 36" flat filter  
5 mic.

66211

36" x 36" flat polyester filter  
1 mic.

668164



Food grade grease

66530

Dicalite filter aid  
50 lb

66838

## STAINLESS STEEL BARRELS

**The CDL barrel is designed according to the recommendations of the Federation of Maple Syrup Producers.**



Capacity: 13 IMP. GAL. (15 US GAL.)  
Empty weight (Tare): 29 lb  
1 plastic cap (2" center)

66819R

Capacity: 34 IMP. GAL. (40 US GAL.)  
Empty weight (Tare): 48 lb  
2 plastic caps (2" off-center)

66810



ONLY AVAILABLE  
IN THE USA

Capacity: 34 IMP. GAL. (40 US GAL.)  
Empty weight (Tare): 48 lb  
2 plastic caps (2" and 3/4" off-center)

66813



ONLY AVAILABLE  
IN CANADA

Capacity: 34 IMP. GAL. (40 US GAL.)  
Empty weight (Tare): 49.6 lb  
2 plastic caps - 2" (one center and one off-center)

66816



ONLY AVAILABLE  
IN CANADA

Capacity: 45 IMP. GAL. (55 US GAL.)  
Empty weight (Tare): 59 lb  
2 plastic caps (2" and 3/4" off-center)

668161

Models may differ from those shown.

### ADVANTAGES

- All lower joints completely welded;
- Designed for the complete drainage of syrup or washing water;
- Drip hole on top; No hole on the side;
- Edges with pronounced curves facilitating the handling of the barrels;
- Same dimensions as conventional galvanized barrels;
- Stackable.

## PUMP AND BARREL TRANSFER



Pneumatic stainless steel barrel pump

DRUPUM

### ADVANTAGES

- Allows you to empty a barrel of syrup faster;
- Quicker than a pump;
- Empty barrels of syrup without making a mess;
- Very easy to use.

A



B



A 1" Teflon barrel transfer

6150P1

B 5/8" Teflon barrel transfer

6150P58

## HANDLING ACCESSORIES FOR BARRELS




3-wheel stainless steel cart

676055S



Stainless steel lever

671092



Barrel lifter with pulley and cord

665045



## BARREL CAPS AND ACCESSORIES



2" stainless steel cap

BUNGSS

2" plastic cap  
(Can be used with bag 663332)

660057

2" plastic cap  
for barrels  
(Large thread / hole 3/4" NPT in  
center)

BUNG06



32-gallon plastic bag

663332B

Cap  
includedStainless steel holder  
for barrel liner

678952

Stainless steel health  
barrel key

67ECHBA



Barrel wrench

662285



Barrel wrench

662282



## MAPLE CREAM MACHINES



Maple cream machine 8 L   110 V	Brass pump	668828
Maple cream machine 16 L   220 V	Brass pump	668827
Maple cream machine 8 L   110 V	Stainless steel pump	668828S
Maple cream machine 16 L   220 V	Stainless steel pump	668827S



### STEVE SKINNER DEMONSTRATES HOW TO MAKE MAPLE BUTTER.

SCAN TO SEE  
THE VIDEO


[bit.ly/cdlvideos](https://bit.ly/cdlvideos)



## MAPLE SUGAR MACHINES



Single:  
Capacity of 17 lb.




Double:  
Capacity of 35 lb.

8" automatic maple sugar machine	668855A
8" double automatic maple sugar machine	668856A

### ADVANTAGES


- Fully automated;
- Uniform granulation;
- Can function without supervision;
- Available without automation if requested;
- Made of stainless steel;
- 3 in 1: mixer, grinder and dryer;
- Self-cleaning with hot water.

## CANDY MACHINES



A	Candy machine (motor included)	ECB0100A
B	Auger and pan	ECBMW301
C	Extra pan	ECBMP101
	Motor 1/4 HP	660002

## WATER JACKETED TANKS



Electric water jacketed tank  
43 US GAL.

67422

Bottling stand  
with pedal  
43 US GAL.

67220-S

STAINLESS STEEL



Electric water jacketed tank  
15 US GAL.

67422-M

Bottling stand  
with lever  
15 US GAL.

67220-MS

STAINLESS STEEL



Bottling valve

3/8" 67215

5/8" 67216

## DRAW-OFF ELBOWS

MIPT	TUBE	
1/2"	3/4"	SDE050
3/4"	1"	SDE075
1"	1"	6788991D2

MIPT	TUBE	
1-1/4"	1-1/2"	SDE125
1-1/2"	2"	SDE150



## OTHER



Propane burner  
R-65

66803



Electric bottling valve  
Includes 3 stainless steel tips:  
1/4", 3/8", 1/2"

67217



Bottling valve  
3/8", 90°

ECDVP804



Bottling valve  
1/2", 90°

ECDVP805



Bottling nozzle for water  
jacketed tank  
3/8" elbow x 3/4" mipt

67BM12



Bottling nozzle for water  
jacketed tank  
1/2" elbow x 1/2" mipt


6788991B2



Bottling valve (coffee type) +  
3/4" reducer x M16

67212A

## BEGINNER BOTTLING KIT



### INCLUDES:

- 1 16" x 16" sugar pan cover
- 1 16" x 16" sugar pan
- 1 16" x 16" filter holder
- 1 R-65 propane burner
- 1 coffee type valve
- 1 16" x 16" water jacketed tank
- 1 propane burner support
- 1 1/2" SS nipple

With  
adjustable  
shelf

Assembly required

6600802

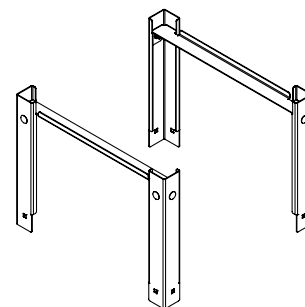


## PURCHASE THE ELECTRIC OPTION TO COMPLETE YOUR KIT!

Spacer designed to directly bolt on the propane cooker support.

Allows you to heighten the water jacketed tank to have a convenient height to bottle

67423



### DESIGNED TO MAINTAIN THE SYRUP AT A PROPER TEMPERATURE TO BOTTLE EFFICIENTLY.

1 500 W electric element with thermostat. Can be installed on a 16x16 water jacketed tank [67316M]

664934A



# WATCH

## OUR VIDEOS

## ANYWHERE... ANYTIME...

[www.cdlinc.ca/en/videos](http://www.cdlinc.ca/en/videos)  
[www.cdlnusa.com/videos](http://www.cdlnusa.com/videos)





## ROUND CANS



A

ONLY AVAILABLE  
IN CANADA

- A Pure maple syrup | 540 ml, 200/case 663025
- B Organic | 540 ml, 200/case 663026

FOR ORGANIC  
CERTIFIED PRODUCERS

## LITHOGRAPH EXCLUSIVE TO CDL!



B



## MISCELLANEOUS CANS

### FRENCH/ENGLISH LITHOGRAPH



A



B

	250 ml	65 / case	CAN250
	500 ml	35 / case	CAN500
A	1L	24 / case	CAN001
	1/2 pint (8 oz)	65 / case	CAN008
	Pint (16 oz)	35 / case	CAN016
	Quart (32 oz)	24 / case	CAN032
B	250 ml	100 / case	EXTC0250C
	500 ml	100 / case	EXTC0500C

ONLY AVAILABLE  
IN CANADA

## CAN SEALERS

ONLY AVAILABLE  
IN CANADA

Ives Way manual can sealer  
66774300



Master manual can sealer  
66777



Sertisseuse automatique Master  
66824

## CARDBOARD BOXES FOR CANS

ONLY AVAILABLE  
IN CANADA

8 x 540 ml box  
Package of 25 66832



8 x 540 ml box with handle  
Package of 25 66834



24 x 540 ml box  
Package of 25 66833



cdlinc.ca | cdlusa.com

Please contact your CDL store or CDL online store for more information and prices.



By **Éric Labrecque**,  
sales manager – packaging division

## TIPS FOR **PACKAGING** MAPLE SYRUP IN BULK

**Bottle the syrup while it's hot** to make sure that it doesn't ferment, as it contains no stabilizers or preservatives. It doesn't matter how the syrup is heated, only the temperature is important. That said, the syrup gets darker each time it's reheated, which could change the grade. The intensity of heat, the cooking time, and type of container could also affect the product. You don't need to bring the syrup to a boil to repackage it. The syrup should be packed at a temperature of at least 180 °F, ideally 185 °F. Otherwise, it may ferment.

**Check the sugar content:** It should be at 66 Brix (66% sugar). If the syrup is below this value, it will need to be boiled longer. If it is too thick, filtrate and/or maple water should be added to lower the sugar content. It is important not to bottle syrup that's too thick. The sugar will crystallize and settle at the bottom of the container. The sugar level can be measured with a hydrometer or density meter.

Ideally, always **filter the syrup** after it's been heated, even if you've already filtered it. Make sure the **containers are clean**. When filling small containers, especially glass ones, heat the syrup above 180 °F because the container will absorb a lot of heat, cooling the syrup. Another way around this problem is to preheat the containers before filling them. Something to keep in mind when filling containers: maple syrup will shrink by 4% as it cools.

Once a container is full, quickly **close the cap or lid and turn the container on its side or upside down for 30 seconds** to sterilize the inside of the cap or lid. Some people recommend that sealed containers be cooled quickly so that the syrup stays as pale as possible.



### IMPORTANT NOTE FOR PLASTIC CONTAINERS

Most plastic containers do not have an oxygen barrier, which means that the syrup will be oxidized as oxygen passes through the plastic. After a few weeks, the syrup will start to darken. It is best to always wait until the last minute before packaging syrup in a plastic container, because after 2 or 3 months, the syrup will lose at least 1 grade and your labels will no longer accurately describe the product. Some companies offer a latex coating on their containers. It helps, but only for 2 to 3 months. There are also multi-layer containers that are moulded with an oxygen barrier. This type of plastic container does not allow the syrup to oxidize, making it as good as a glass or metal container.

Ask your CDL representative or store to discover our range of containers!

# CDL JUG Collection



Caps  
included



Durable and compact, the CDL jugs were designed for the reality of today's maple syrup producers. Discover this new collection, which features a modern, vibrant and exclusive look while respecting the classic side of this great tradition.

**Customize your labels.**

**Ask your CDL sales representative**



SCAN TO SEE  
THE VIDEO

[bit.ly/cdlvideos](http://bit.ly/cdlvideos)



SIZE	PRODUCT CODE	QTY/BOX
100 ml	360100	100
250 ml	360250	100
500 ml	360500	100
1 L	360001	100
2 L	360002	50
4 L	360004	24

SIZE	PRODUCT CODE	QTY/BOX
100 ml	3601000	100
250 ml	3602500	100
500 ml	3605000	100
1 L	3600010	100
2 L	3600020	50
4 L	3600040	24

SIZE	PRODUCT CODE	QTY/BOX
3.4 oz	EXCD0101*	100
½ pint	EXCD0261*	100
1 pint	EXCD0501*	100
1 quart	EXCD1001*	100
½ gallon	EXCD2001*	50
1 gallon	EXCD4001*	24

For specific states, replace the \* by:

U for	All States	MI for	Michigan *
V for	Vermont *	P for	Pennsylvania *
N for	New York *	IN for	Indiana *
NH for	New Hampshire *	WV for	West Virginia *
ME for	Maine *	MA for	Massachusetts *
WI for	Wisconsin *	OH for	Ohio *

\* Product available in limited quantity.







**Very competitive skid pricing.**  
**Call your local CDL store for details.**

## PLASTIC JUGS



SIZE	PRODUCT CODE	QTY/BOX
40 ml	728140040	100
100 ml	72814100	100
250 ml	72814250	100
500 ml	72814500	100
1 L	72814001	100
2 L	66925	50
4 L	72814004	24

SIZE	PRODUCT CODE	QTY/BOX
40 ml	EXCR00410	100
100 ml	EXCR01010	100
250 ml	EXCR02610	100
500 ml	EXCR05010	100
1 L	EXCR10010	100
2 L	EXCR20010	50
4 L	EXCR40010	24

SIZE	PRODUCT CODE	QTY/BOX
1.36 oz	EXCR0041*	100
3.4 oz	EXCR0101*	100
½ pint	EXCR0261*	100
1 pint	EXCR0501*	100
1 quart	EXCR1001*	100
½ gallon	EXCR2001*	50
1 gallon	EXCR4001*	24

For specific states, replace the \* by:

U for	All States	MI for	Michigan
V for	Vermont	P for	Pennsylvania
N for	New York	IN for	Indiana
NH for	New Hampshire	WV for	Virginie Occidentale
ME for	Maine	MA for	Massachusetts
WI for	Wisconsin	OH for	Ohio

## PLAIN PLASTIC JUGS



**ONLY AVAILABLE  
IN THE USA**



**Caps not  
included**

SIZE	PRODUCT CODE	QTY/BOX
½ pint	EXCR0260	100
1 pint	EXCR0501PL	100
1 quart	EXCR1001PL	100
½ gallon	EXCR2000	50
1 gallon	EXCR4001PL	24

### ALLSTATE LABELS (250/ROLL)

½ pint	EXCRL0261U
1 pint	EXCRL0501U
1 quart	EXCRL1001U
½ gallon	EXCRL2001U
1 gallon	EXCRL4001U



## EXTRA CAP FOR JUGS



### BROWN PLASTIC CAPS FOR JUGS

Cap for jugs (40 ml & 100 ml)	661386
Cap for jugs (40 ml & 100 ml)	6628401*
Cap for jugs (250 ml to 4 L) new threads	6628400

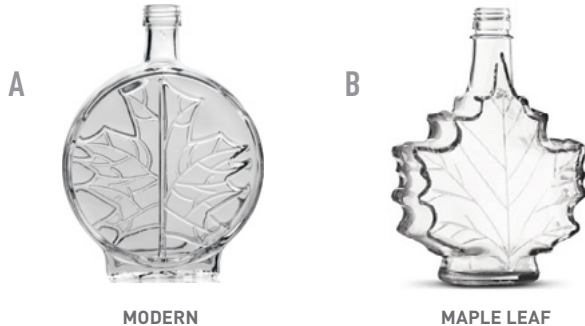
\* Product available in limited quantity.



**Very competitive skid pricing.  
Call your local CDL store for details.**

## MODERN AND MAPLE LEAF

**CAPS NOT INCLUDED**



	SIZE	PRODUCT CODE	QTY/BOX	CAP CODE
A	50 ml	EXBV0050M*	50	661378 (GOLD)
	100 ml	EXBV0100M	36	661374 (GOLD)
	250 ml	EXBV0250M	12	661374 (GOLD)
	500 ml	EXBV0500M*	12	661388 (GOLD)
B	50 ml	EXBV0050AU	48	661378 (GOLD)
	100 ml	EXBV0100AU	12	661374 (GOLD) CAPK25 (BROWN)
	250 ml	EXBV0250AU	12	661374 (GOLD) CAPK25 (BROWN)
	500 ml	EXBV0500AU	12	661388 (GOLD) CAP500 (BROWN)
	750 ml	EXBV0750AU*	6	661388 (GOLD) CAP500 (BROWN)

\* Product available in limited quantity.

## GALLONE

**CAPS NOT INCLUDED**



	SIZE	PRODUCT CODE	QTY/BOX	CAP CODE
A	40 ml	EXBVRH50	48	661378 (GOLD)
	250 ml	EXBVRH250	12	661377 (BLACK) 661390 (BROWN)
	500 ml	EXBVRH500	12	661377 (BLACK) 661390 (BROWN)
	1 L	EXBVRH1000	6	661377 (BLACK) 661391 (BROWN) 661381 (WHITE) 72838000N (BLACK)
B	½ gal.	EXBVRH2000	6	661391 (BROWN) 661381 (WHITE) 72838000N (BLACK)
	1 gal.	EXBVRH4000	4	661391 (BROWN) 661381 (WHITE) 72838000N (BLACK)
	250 ml	EXBV0250GL	20	661388 (GOLD) CAP500 (BROWN)
	500 ml	EXBVRH500M	12	661388 (GOLD) CAP500 (BROWN)

## FLAT

**CAPS NOT INCLUDED**



	SIZE	PRODUCT CODE	QTY/BOX	CAP CODE
A	250 ml	EXBV0250L	12	661376 (WHITE) 661386 (BROWN) 661384 (BROWN)
	375 ml	EXBV0375	12	661376 (WHITE) 661386 (BROWN) 661384 (BROWN)
	500 ml	EXBV0500	12	661376 (WHITE) 661386 (BROWN) 661384 (BROWN)
	8 oz	EXBV0252	12	661376 (WHITE) 661384 (BROWN)
B	12 oz	EXBV0377	12	661376 (WHITE) 661384 (BROWN)

## FLASK

**CAPS NOT INCLUDED**



SIZE	PRODUCT CODE	QTY/BOX	CAP CODE
200 ml	BOTHF2	12	661384 (BROWN) CAP500 (BROWN)





**Very competitive skid pricing.  
Call your local CDL store for details.**

## BASQUE

**CAPS NOT INCLUDED**



SIZE	PRODUCT CODE	QTY/BOX	CAP CODE
250 ml	EXBV0250B	12	661377 (BLACK) 661390 (BROWN)
500 ml	EXBV0500B	12	661377 (BLACK)

\* Product available in limited quantity.

## BASQUE SNOWMAN

**CAPS NOT INCLUDED**



SIZE	PRODUCT CODE	QTY/BOX	CAP CODE
250 ml	EXBV0250BSM*	12	661376 (WHITE) 661384 (BROWN)

\* Product available in limited quantity.

## BASQUE 4 SUGARING SCENES

**CAPS NOT INCLUDED**



SIZE	PRODUCT CODE	QTY/BOX	CAP CODE
250 ml	EXBV0250BI*	12	661376 (WHITE) 661384 (BROWN)

\* Product available in limited quantity.

## BASQUE 4 CHRISTMAS SCENES

**CAPS NOT INCLUDED**



SIZE	PRODUCT CODE	QTY/BOX	CAP CODE
250 ml	EXBV0250BC*	12	661376 (WHITE) 661384 (BROWN)

\* Product available in limited quantity.

## BASQUE ANIMALS

**CAPS NOT INCLUDED**



	SIZE	PRODUCT CODE	QTY/BOX	CAP CODE
<b>A</b>	250 ml	EXBV0250BPMOOSE*	12	661376 (WHITE) 661384 (BROWN)
<b>B</b>	250 ml	EXBV0250BPWOLF*	12	661376 (WHITE) 661384 (BROWN)
<b>C</b>	250 ml	EXBV0250BPDEER*	12	661376 (WHITE) 661384 (BROWN)
<b>D</b>	250 ml	EXBV0250BPJAY*	12	661376 (WHITE) 661384 (BROWN)

\* Product available in limited quantity.

## BARREL

**CAPS NOT INCLUDED**



SIZE	PRODUCT CODE	QTY/BOX	CAP CODE
50 ml	EXBV0050BA*	70	661378 (GOLD) CAP05B (BLACK)
100 ml	EXBV0100BA*	12	661374 (GOLD) CAPK25 (BROWN)
200 ml	EXBV0200BA*	12	661376 (WHITE) 661384 (BROWN) 661388 (GOLD) CAPKB5 (BLACK)

\* Product available in limited quantity.





**Very competitive skid pricing.  
Call your local CDL store for details.**

## DECANTER

**CAPS NOT INCLUDED**



SIZE	PRODUCT CODE	QTY/BOX	CAP CODE
16 oz	EXBV016	12	661381 (WHITE) 72838000N (BLACK)
32 oz	EXBV032	12	661381 (WHITE) 72838000N (BLACK)

## GRAND LINE AND SAUCE

**CAPS NOT INCLUDED**



SIZE	PRODUCT CODE	QTY/BOX	CAP CODE
<b>A</b> 1 L	EXBV1000G	12	661376 (WHITE) 661386 (BROWN) 661384 (BROWN)
<b>B</b> 350 ml	EXBV0350S2	12	72838000N (METAL) 661381 (WHITE) 661391 (BROWN) 661396 (BLACK)



## WHISKY

**CAPS NOT INCLUDED**



SIZE	PRODUCT CODE	QTY/BOX	CAP CODE
50 ml	BOTW5018SC	96	CAP05B (BLACK)
1 L	EXBV1000S	12	661376 (WHITE) 661386 (BROWN) 661384 (BROWN)

## CAPS

### WHITE PLASTIC CAPS



28 mm x 400	661376
38 mm x 400	661381
38 mm x 400 aluminum liner	<b>NEW</b> 661381AL

### BROWN PLASTIC CAPS



24 mm x 400	CAPK25
28 mm x 400	661384
31.5 mm x 400	661390
38 mm x 400	661391
28 mm x 410	CAP500

### BLACK PLASTIC CAPS



18 mm x 400	CAP05B
28 mm x 400	661379
31,5 mm x 400	661377
38 mm x 400	661396

### GOLD PLASTIC CAPS



18 mm x 400	661378
24 mm x 400	661374
28 mm x 400	661388

### METAL CAPS



Lid for CAN250 and CAN500 cans	<b>NEW</b> LID250500
-----------------------------------	----------------------

### PLASTIC CAPS / TAMPER EVIDENT



28 mm x 400	661382 (WHITE)
28 mm x 400	661386 (BROWN)
28 mm x 400	661385 (GOLD)
28 mm x 400	CAPKB5 (BLACK)

## HEAT SHRINK AND GOLD CAPS FOR GLASS BOTTLES



### HEAT SHRINK CAPS

28 mm, 100/box	EXCAP028G*
----------------	------------

\* Product available in limited quantity.

### GOLD CAPS



30,5 x 42 mm, 100/box	EXCAP210
34 x 52 mm, 100/box	EXCAP310



**Very competitive skid pricing.**  
Call your local CDL store for details.

## SHORT ROUND JARS

LIDS NOT INCLUDED



SIZE	PRODUCT CODE	QTY/BOX	CAP CODE
40 ml	EXP040	24	728445
125 ml	EXP0125	12	72843000
250 ml	EXP0250	12	728470
375 ml	BOTS37	12	728470
750 ml	BOTS75	12	CAPG82

## LONG ROUND JARS

LIDS NOT INCLUDED



SIZE	PRODUCT CODE	QTY/BOX	CAP CODE
250 ml	BOTT25	12	CAPG53
375 ml	BOTT37	12	788490
500 ml	BOTT50	12	788470
750 ml	BOTT75	12	728470

## HEXAGONAL AND EMBOSSED HONEY JAR

LIDS NOT INCLUDED

A



B






SIZE	PRODUCT CODE	QTY/BOX	CAP CODE
45 ml	EXPOH045-24	24	728445
110 ml	EXPOH110-12	12	72843000
190 ml	EXPOH190-12	12	788490
270 ml	EXPOH270-12	12	788470
380 ml (500 g honey)	BOT380	12	CAPHC7, CAPWF7, CAPPC7, 728470
780 ml (1 kg honey)	BOT780	12	CAPHC8, CAPWF8, CAPPC8, CAPG82

## METAL LIDS



A

SIZE	PRODUCT CODE
38 mm x 400	Black  72838000N
43 mm	Gold 728445
48 mm	Gold 72843000
53 mm	Gold CAPG53
58 mm	Gold 788490
63 mm	Gold 788470
63 mm	Black  7884863N
70 mm	Gold 728470
70 mm	Black  728471
82 mm	Gold CAPG82



B



C

## SAMPLE JARS



30 ml jars  
Cap only

EICOL016  
EXBSCAP16



SIZE	PRODUCT CODE
70 mm	CAPHC7
82 mm	CAPHC8
70 mm	CAPWF7
82 mm	CAPWF8
70 mm	CAPPC7
82 mm	CAPPC8

## PLASTIC BOTTLES

**CAPS INCLUDED**



	SIZE	QTY/BOX	PRODUCT CODE
<b>OXYGEN BARRIER BOTTLE</b>			
<b>A</b>	375 ml	200	660375
<b>B</b>	500 ml	150	661500
<b>C</b>	1 L	90	661000
<b>D</b>	2 L	50	660020-50
<b>E</b>	4 L	40	660400
<b>FREEZER JUG</b>			
<b>F</b>	4 L	1	EXSH4P
<b>PLASTIC JUG</b>			
<b>G</b>	10 L	1	JUG210
<b>FIVE GALLON BLUE CONTAINER</b>			
<b>H</b>	18.9 L	1	EXBPL005



ONLY AVAILABLE  
IN THE USA

## EXTRA CAPS FOR OXYGEN BARRIER BOTTLES AND FREEZER JUG

	DESCRIPTION	SIZE	PRODUCT CODE
<b>A</b>	<b>A</b> Bottle cap 375 ml, 500 ml	-	661375
<b>B</b>	<b>B</b> Bottle cap 1 L, 2 L, 4 L	53 mm x 400	661380
	For EXSH4P and JUG210	38 mm x 400	661381

## CARDBOARD BOXES

DESCRIPTION	SIZE	PRODUCT CODE
With handle	8 x 375 ml	668375
With handle	8 x 500 ml	664350
Without handle	12 x 375 ml	612375



## PLASTIC CONTAINERS



**In-mold label offering  
exceptional print quality!**



ONLY AVAILABLE  
IN CANADA



Caps  
included

**With security seal**

250 g Lock container,  
Maple taffy  
500/box 60256

250 g Lock container,  
Maple cream  
500/box 60255



Caps  
included

Maple cream tub  
CDL Collection 250 g  
500/box 61250001

Maple cream tub  
CDL Collection 500 g  
500/box 61500001



Caps  
included

250 g organic container  
500/box 61250001B



**FOR ORGANIC  
CERTIFIED PRODUCERS**



**A**



**B**

Beige plastic container for  
maple cream 250 g | 100/box

TUBB25\*

**A** Beige plastic container for  
maple cream 500 g | 100/box

TUBB50\*

1/2 lb tub | 100/box



ONLY AVAILABLE  
IN THE USA

EXCUL251U

1 lb tub | 100/box

EXCUL501U

**B** 4 oz. granulated sugar container

EXPLSUG4

8 oz. granulated sugar container

EXPLSUG8

\* Product available in limited quantity.



## WOODEN STICKS



A



B

A	Medium wooden sticks   pkg 12	668911
	18" wooden sticks	66891
B	6" taffy sticks   pkg 500	72925050

## CANDY BOXES



12 cavities, 4-1/2" x 6" 60115



One bite candy box 60101

1" brown paper cups  
pkg 1 000 EXBB02516 cavity box,  
3-1/2" x 4-5/8" 6012715 cavity box,  
7" x 4" x 1" 60131

Two bite candy box 60102

1-3/4" white paper cups  
pkg 1 000 EXBB0101

## CONES, BOXES AND SUPPORTS



A



B



C



A	72/box	66137
	900/box	66138
B	6 holes 25/box	ECBCOR06-25
	12 holes 25/box	ECBCOR12-25
C	Plastic cone holder, 64 cavities	666315



## GLUCOSE AND POWDER GENUGEL

2,25 kg  
For the hardness of sweets and lollipops 668080125 kg  
For the hardness of sweets and lollipops 66808200 g  
For the hardness of sweets and lollipops 72926170

## HANG TAGS AND ELASTICS



A



B



C

	DESCRIPTION	PRODUCT CODE	QTY/PKG
A	Hang tag	HANTAG	100
B	Hang tag	NECBRO	100
C	Golden elastic	EXECMEL6G	100

## SELF-ADHESIVE LABELS



ONLY AVAILABLE  
IN CANADA

Nutrition Facts Valeur nutritive	
Per 1/4 cup (60 ml) pour 1/4 tasse (60 ml)	
<b>Calories 220</b>	% Daily Value*
<b>Fat / Lipides 0 g</b>	
Saturated / saturés 0 g	0 %
Trans / trans 0 g	0 %
<b>Carbohydrate / Glucides 55 g</b>	
Fibre / Fibres 0 g	0 %
Sugars / Sucres 48 g	48 %
<b>Protein / Protéines 0 g</b>	
Cholesterol / Cholestérol 0 mg	0 %
Sodium 10 mg	0 %
Potassium 175 mg	4 %
Calcium 50 mg	4 %
Iron / Fer 1 mg	6 %

A

B



	DESCRIPTION	DIMENSION / DESCRIPTION	QTY/ROLL	PRODUCT CODE
A	Nutrition Facts	MED. NUTRI. LAB. MAPLE SYRUP 250	250	NFME25
	None	2-1/2" H x 2-1/8" L	250	LABNSB
	250 ml	2-1/2" H x 2-1/8" L	250	LABN25
B	None	3-5/8" H x 2-3/4" L	250	LABNLB
	500 ml	3-5/8" H x 2-3/4" L	250	LABN50
	1L	3-5/8" H x 2-3/4" L	250	LABN01

## SIGNS AND FLAGS



A



B



C



D



E



F

	DESCRIPTION	PRODUCT CODE
A	9" x 13" cardboard sign	ECMS0913
B	24" x 36" metal sign	ECMS2436
	10" x 14" plastic sign	ECMP1014
	24" x 36" plastic sign	ECMP2436
C	20" x 30" plastic sign	SIGNGR
D	18" x 24" coroplast sign	SIGNYE
E	20" x 30" coroplast sign	SIGNAM
F	Flag	663660



## SYRUP GRADING SELF-ADHESIVE LABELS

DESCRIPTION	PRODUCT CODE	QTY/PKG
Canada Golden	660260	500
Canada Amber	660262	500
Canada Dark	660258	500
Canada Very dark	660259	500
Ontario Golden	660230	500
Ontario Amber	660231	500
Ontario Dark	660232	500
Ontario Very dark	660233	500
Vermont Quality	EXECVT01	1000
Vermont Golden	EXLAVTG	1000
Vermont Amber	EXLAVTA	1000
Vermont Dark	EXLAVTD	1000
Vermont Very dark	EXLAVTV	1000
US Golden	EXLAUSG	1000
US Amber	EXLAUSA	1000
US Dark	EXLAUSD	1000
US Very Dark	EXLAUSV	1000



**Complete selection available online.**  
Visit our webstore for the complete listing.

## BOOKS



DESCRIPTION	PRODUCT CODE
<b>The Maple Syrup Cookbook - 3<sup>rd</sup> edition</b> (Offers recipes for breakfasts, appetizers, beverages, pastries and desserts.)	ECCBOOK3
<b>Backyard Sugarin'</b> (An excellent guide for people who would like to start producing maple syrup for pleasure or personal enrichment.)	ECBYSMAN4
<b>The Maple Syrup Cookbook</b> (Offers recipes for breakfasts, appetizers, beverages, pastries and desserts.)	ECCBOOK2



**Several other books available.**  
Visit our webstore for the complete listing.



## PLASTIC MOLDS



**A**  
HARD CANDY



**B**  
SUCKER CANDY



**C**  
CHOCOLATE

DESCRIPTION	CAVITY/QTY	PRODUCT CODE
Assorted designs	20	ECMS3057*
Flowers, fruits, nuts	25	ECMSH479
Small hearts	18	ECMS0204
Maple leaves	12	ECMS3185
Rectangles	20	ECMS3029
Stars	20	ECMSH227
Barrels	7	ECMS3205
Baseball	6	ECMS3043
Snowmen	6	ECMSH404
Hearts	6	ECMSH324
Maple leaves	6	ECMS3450
Frogs	5	ECMS3303
Rabbits (female)	5	ECMSH254
Apples	6	ECMS3190
Rounds	3	ECMS0573
Smiles (big)	4	ECMSH962
Smiles (small)	6	ECMSH961
Santa Claus heads	6	ECMSG214
Tractors	4	ECMS1219
Squares	20	EMCC071
Maple leaves	12	EMCC0121
Assorted designs	12	EMCC055
Pyramids	12	EMCC129
Rounds	12	EMCC070
Farm animals (for suckers)	4	EMCS11219
Cow (for suckers)	5	ECMS3624

\* Product available in limited quantity.

## RUBBER CANDY MOLDS



- > Made of food grade silicone
- > Unique design for added stability when pouring
- > Entirely self supporting
- > Three high sides for quick filling without making a mess, giving a uniform quality products without waste.
- > Uniform cavities giving perfect results every time.



MSEM2420



DESCRIPTION	CAVITIES	PRODUCT CODE
Maple leaves	12	ECMC1138*

\* Product available in limited quantity.

## SUCKER BAGS AND STICKS

DESCRIPTION	DIMENSIONS	QTY/PKG	PRODUCT CODE
Cellophane bags	4-3/4" x 6-3/4"	100	ECMSC406
Cellophane bags	3" x 4"	100	ECMSC304
Plastic bags	3" x 5"	100	ECMSS305
Plastic bags	4" x 5"	100	ECMSS405
Sticks	3-3/4"	1000	ECMSB375
Sticks	4-1/2"	1000	ECMSB450

## DISPENSER





**A**



**B**



**C**

<b>A</b>	Tape dispenser	661150
<b>B</b>	White tape for dispenser 9 mm x 66 m	 <b>NEW</b> 661161
<b>C</b>	Red tape for dispenser 9 mm x 66 m	 <b>NEW</b> 661160



The CDL experience translates into personalized service at each stage of your maple sap processing.

Just like a family, our maple experts make suggestions and guide you so that the quality of your harvest meets your expectations and those of your consumers here and abroad.

# CANADA

## QUEBEC CORPORATE STORES

### Les Équipements d'érablière CDL inc.

257, route 279  
Saint-Lazare QC G0R 3J0  
T. 418-883-5158 F. 418-883-4159  
S.F. 1-800-361-5158  
st-lazare@cdlinc.ca

Head Office

### CDL Cabano

315, boulevard Industriel  
Témiscouata-sur-le-Lac QC G0L 1E0  
T. 418-854-5158 F. 418-854-1118  
S.F. 1-877-854-5158  
cabano@cdlinc.ca

### CDL Haut-St-Laurent

2535, route 209  
Saint-Antoine-Abbé QC J0S 1N0  
T. 1-844-805-1235  
F. 1-844-805-1675  
hautst-laurent@cdlinc.ca

### CDL La Guadeloupe

295, 14<sup>e</sup> Avenue  
La Guadeloupe QC G0M 1G0  
T. 418-459-4012  
beauce@cdlinc.ca

### CDL L'Islet

194, route 204  
Saint-Adalbert QC G0R 2M0  
T. 418-356-5153  
lislet@cdlinc.ca

### CDL Lourdes

282, route 265  
Notre-Dame-de-Lourdes QC G0S 1T0  
T. 819-245-0058  
lourdes@cdlinc.ca

### CDL Mégantic

2294, Rue Laval  
Nantes QC G6B 2V5  
T. 819-554-8443  
megantic@cdlinc.ca

### CDL Mont-Laurier

1054, boulevard Albiny-Paquette  
Mont-Laurier QC J9L 1M1  
T. 873-388-0145  
mont-laurier@cdlinc.ca

### CDL Portneuf

1142, avenue St-Louis  
Portneuf QC G0A 2Y0  
T. 418-286-0003  
portneuf@cdlinc.ca

### CDL Roxton Falls

286, rue Notre-Dame  
Roxton Falls QC J0H 1E0  
T. 450-548-2242 F. 450-548-2481  
roxtonfalls@cdlinc.ca

### OPENING SPRING 2022

### CDL St-Gabriel-de-Rimouski

266, rue Principale  
St-Gabriel-de-Rimouski QC G0K 1M0  
T. 418-798-0130  
stgabrielderimouski@cdlinc.ca

### NEW

### CDL St-Jacques

97C, rue Venne  
Saint-Jacques QC J0K 1R0  
T. 450-499-4961  
stjaques@cdlinc.ca

### CDL Sainte-Aurélie

Équipements d'érablière  
Guy Maheux inc.  
8, rang Saint-Jean-Baptiste  
Sainte-Aurélie QC G0M 1M0  
T. 418-593-3804 T. 418-593-3805  
F. 418-593-3804  
ste-aurelie@cdlinc.ca

### CDL Sainte-Marie

1235, rue 2 du Parc Industriel  
Sainte-Marie QC G6E 1G7  
T. 418-387-2215  
ste-marie@cdlinc.ca

### CDL Sawyerville

143, rue de Cookshire  
Sawyerville QC J0B 3A0  
T. 819-416-1505  
T. 819-416-1501  
sawyerville@cdlinc.ca

### CDL Shefford

2981, route 112  
Shefford QC J2M 1C6  
T. 450-539-2225 F. 450-539-0500  
shefford@cdlinc.ca

### CDL Thetford

1892, rue Nadeau  
[Secteur Pontbriand]  
Thetford Mines QC G6H 3K3  
T. 418-335-0853 F. 418-335-3745  
thetford@cdlinc.ca

### CDL Warwick

1, route 116 Est  
Warwick QC J0A 1M0  
T. 819-358-3499  
warwick@cdlinc.ca

## QUEBEC DISTRIBUTORS

### LANAUDIÈRE

#### Agri-Service D.M.R. inc.

Lanaudière  
4011, rue Principale  
Saint-Félix-de-Valois QC J0K 2M0  
T. 450-889-8341 F. 450-889-2305  
S.F. 1-800-667-7030

### LAURENTIDES

#### Meuneries Mondou

Laurentides  
12429, route Arthur-Sauvé  
Mirabel QC J7N 2C2  
T. 450-258-2817 F. 450-258-4626  
S.F. 1-888-258-2817  
groupemondou@meuneriemondou.com

#### Les Moulins B.G.L. inc.

Laurentides  
14, rue Legault  
Saint-André-d'Argenteuil QC J0V 1X0  
T. 450-537-3774 F. 450-537-3777



## CANADA

## ONTARIO CORPORATE STORES

**CDL Central Ontario**

2907 Highway 11 N  
Oro-Medonte ON L0L 2E0  
T. 705-487-3331 F. 705-487-0460  
T. 1-800-959-9192 (Ontario only)  
atkinson@cdlinc.ca

**CDL Eastern**

3464 Station Street  
Monkland ON K0C 1V0  
T. 613-346-0333 F. 613-346-1333  
eastern@cdlinc.ca

**CDL Western**

3301 Perth Road 180, RR#2  
Staffa ON N0K 1Y0  
T. 519-345-0259  
western@cdlinc.ca

**CDL Lanark County**

38 Dufferin Street  
Perth ON K7H 3A4  
T. 613-259-5554 F. 613-259-2409  
lanark@cdlinc.ca

**CDL Sundridge**

199 Maple Valley Road  
Sundridge ON P0A 1Z0  
T. 705-384-7847  
atkinson@cdlinc.ca

**CDL Grey County**

245794 Southgate Road 24  
Proton Station ON N0C 1L0  
T. 519-379-7021  
enos.martin@cdlinc.ca

## ONTARIO SALES REPRESENTATIVES

**George Roney**

Brant, Bruce, Chatam-Kent, Elgin,  
Essex, Haldiman, Hamilton, Huron,  
Lambton Middlesex, Niagara, Norfolk,  
Oxford, Perth  
c. 519-949-1954  
george.roney@cdlinc.ca

**Michaël Murphy**

South Western Ontario  
T. 519-345-0259  
michael.murphy@cdlinc.ca

**Bill Hubbert**

East Parry Sound, Manitoulin,  
Nipissing, North Haliburton, North  
Muskoka, Sudbury, Timiskaming  
c. 705-788-4582  
bill.hubbert@cdlinc.ca

**Steve Skinner**

Frontenac, Grenville, Hasting, Lanark,  
Lennox & Addington, Leeds, Ottawa,  
Prince Edward County, Renfrew  
c. 613-299-7874  
steve.skinner@cdlinc.ca

**Neil Cruise**

Prescott & Russell  
c. 450-512-2619  
neil.cruise@cdlinc.ca

**Rob Berkvens**

Stormont, Dundas, Glengarry  
c. 613-551-3333 T. 613-346-0333  
rob.berkvens@cdlinc.ca

**Enos Martin**

Grey, Wellington County,  
Dufferin County, Waterloo  
c. 519-379-7021  
enos.martin@cdlinc.ca

**Jonathan Martin**

Grey, Wellington County,  
Dufferin County, Waterloo  
c. 519-379-1795  
jonathan.martin@cdlinc.ca

## ONTARIO DISTRIBUTORS

**RMG Family Sugar Bush**

11866 W. Thompson Road  
Rudyard, MI 49780  
T. 906-478-3038 F. 906-478-7830  
c. 906-322-0765  
mjross@lighthouse.net

**Kentvale Home Hardware**

712 K-line Road  
Richards Landing, On P0R 1J0  
T. 705-246-2002 F. 705-246-2361  
kentvale.merchants@gmail.com

**Northway Home Hardware**

Maple Syrup Supplies  
4231 Perth Road  
Inverary, On K0H 1X0  
T1. 613-353-7000 T2. 613-353-2155  
northway@kingston.net

## NEW-BRUNSWICK

## CORPORATE STORES

**CDL St-Quentin**

7, rue Canada  
Saint-Quentin NB E8A 1J2  
T. 506-235-9100 F. 506-235-2894  
stquentin@cdlinc.ca

**CDL Acadie**

1873, rue Bellechasse,  
Paquetville NB E8R 1M9  
T. 506-764-3280 F. 506-764-3475  
acadie@cdlinc.ca

**Marc Chiasson**

Acadie, Moncton,  
New-Brunswick (North-East)  
c. 506-727-8699  
marc.chiasson@cdlinc.ca

**Eric Haché**

New-Brunswick (South),  
Nova Scotia, Prince Edward Island  
c. 506-381-0855  
eric.hache@cdlinc.ca

**Michaël Boucher**

New-Brunswick  
c. 506-740-6675  
michael.boucher@cdlinc.ca

**Jacques St-Pierre**

New-Brunswick (North-West)  
c. 418-860-7447  
jacques.st-pierre@cdlinc.ca



# UNITED STATES

## UNITED STATES CORPORATE STORES

### CDL St. Albans

3 Lemnah Drive  
St. Albans, VT 05478  
P. 802-527-0000 F. 802-524-3666  
Toll free. 800-762-5587  
stalbens@cdlusa.net  
www.cdlusa.com

Head Office

### CDL Morrisville

559 Harrel Street  
Morrisville, VT 05661  
P. 802-851-8232 F. 802-851-8153  
morrisville@cdlusa.net

### CDL Northeast Kingdom

The Pick N'Shovel  
54 Coventry Street  
Newport, VT 05855  
P. 802-334-8370 F. 802-334-1218  
pick.maple@comcast.net

### CDL Western New York

5704 State Route 19A  
Castile, NY 14427  
P. 585-493-5102 F. 585-493-5105  
wny@cdlusa.net

### CDL Pennsylvania

91 Patterson Road  
Westfield, PA 16950  
P. 814-628-2082 F. 814-628-2084  
Toll free. 1-855-501-2771  
pa@cdlusa.net

### CDL Southern Pennsylvania

246 Sugar Cake Road  
Somerset, PA 15501  
c. 814 442-3680  
spa@cdlusa.net

### CDL Rutland

1867 US-7  
Pittsford, VT 05763  
P. 802-725-8040 F. 802-725-8097  
rutland@cdlusa.net

### CDL Maine

319 US Route 2E  
Wilton, ME 04294  
P. 207-645-4000 F. 207-645-4003  
maine@cdlusa.net

### CDL Michigan

RMG Family Sugar Bush  
11866 West Thompson Road  
Rudyard, MI 49780  
P. 906-478-3038 F. 906-478-7830  
Toll free. 1-800-50MAPLE (506-2753)  
c. 906-322-0765  
mjross@lighthouse.net  
www.rmgmaple.com

### CDL Wisconsin

Peter & Dawn Roth  
Roth Sugar Bush  
656 Tower Drive  
Cadott, WI 54727  
P. 715-289-3820 F. 715-289-3821  
info@rothsugarbush.com  
www.rothsugarbush

### CDL Enosburg

257 Pearl Street  
Enosburg Falls, VT 05450  
P. 802-933-4279 F. 802-933-6908  
enosburg@cdlusa.net

### CDL North East NY

1036 Slosson Road  
West Chazy, NY 12992  
P. 518-493-3043 F. 518-493-2153  
neny@cdlusa.net

### CDL Lancaster

393 Main Street  
Lancaster, NH 03584  
P. 603-788-2600 F. 603-788-3998  
lancaster@cdlusa.net

### CDL Massachusetts

Michael Quinn  
QSH Maple Supplies  
78 Main Street  
Northfield, MA 01360  
P. 413-225-3245  
mqquinn28@yahoo.com

### CDL Bristol

32 Jackman Drive  
Bristol, VT 05443  
P. 802-453-4335  
bristol@cdlusa.net

### CDL Barre

Miles Supply  
143 Boynton St  
Barre, VT 05641  
P. 802-476-3963  
cgalfetti@milessupply.com

## UNITED STATES SALES REPRESENTATIVES

### James Adamski

WI, LA, Northwest Upper Peninsula MI  
c. 715-216-7855  
cdladamski@gmail.com

### Fred Ahrens

Ohio  
c. 330-206-1606  
fred@richardsmappleproducts.com

### David Allen

Southern Chittenden and  
Western Addison Counties, VT  
c. 802-734-1105  
mansfield@gmatv.net

### Nick Atherton

Franklin County, VT  
c. 802-309-9610  
nick.atherton@cdlusa.net

### Reg Charbonneau

Southern VT  
c. 802-236-3452  
reg.charbonneau@cdlusa.net

### Mitchell Charron

In House ST. Albans, VT  
Used equipment specialist  
c. 802-393-9092  
mitchell.charron@cdlusa.net

### Doug and Debra DeGrave

Lee Wood, Bark River, MI  
South Western Upper Peninsula  
c. 906-723-3723

### Tim Eldridge

Northern Pennsylvania  
c. 814-367-7811  
tim.eldridge@cdlusa.net

### Larrs Hardy

Lamoille, Chittenden and  
Washington Counties, VT  
c. 802-782-5633  
larrs.hardy@cdlusa.net

### Miguel Ibarguen

Maine  
c. 207-578-0411  
miguel.ibarguen@cdlusa.net

### Josh Knipping

Eastern Maine  
c. 207-944-2575  
josh.knipping@cdlusa.net

### Zel Larivee

Franklin County, VT  
P. 802-933-7798  
zel.larivee@cdlusa.net

### Mike Lynch

Southern PA, IN, WV, OH, IL  
c. 814-442-3680  
mike.lynch@cdlusa.net

### Rick Marsh

Lamoille, Chittenden and  
Washington Counties, VT  
c. 802-730-4604  
rick.marsh@cdlusa.net

### Mike Parker

North East New York  
c. 518-420-4497  
parkerfamilymaple@yahoo.com

### Tom Patterson

ME, RI, CT, NH  
c. 802-782-2450  
tom.patterson@cdlusa.net

### Gordy Putman

Western New York  
c. 585-322-5507  
whisperingbrookfarms@gmail.com

### Michael Quinn

Massachusetts, Southern VT  
c. 413-834-5083  
mqquinn28@yahoo.com

### Derek Ross

Michigan  
c. 906-322-0765  
upmapled@gmail.com

### Ben Shepard

Southern Vermont, Massachusetts  
c. 802-373-2799  
ben.shepard@cdlusa.net

### Will Streeter

New Hampshire  
c. 603-520-5725  
will.streeter@cdlusa.net

### Kory Woods

Corporate monitoring sales  
and service  
c. 802-782-6492  
kory.woods@cdlusa.net





## UNITED STATES DISTRIBUTORS

## ALASKA

**Alaska Wild Harvest**

Mike and Dulce East  
Dba Kahiltna Birchworks

5400 E Revolutionary Way  
Wasilla, AK 99654

P. 907-373-1309 F. 907-373-1359  
www.alaskabirchsyrop.com  
michael@alaskabirchsyrop.com

## CONNECTICUT

**Lamothe's Sugar House**

Robert & Jean Lamothe

89 Stone Road  
Burlington, CT 06013

P. 860-675-5043  
www.lamothesugarhouse.com  
lamothesugarhouse@gmail.com

## INDIANA

**Sweet Beginnings Maple**

Silas Beachler

9569 South 600 East  
Claypool, IN 46510

P. 260-578-1625  
silasjay90@yahoo.com

## MAINE

**Slatery's Farm & Maple Supply Co.**

Wayne & Joni Slatery

1381 Woodman Hill Road P.O. Box 94  
West Minot, ME 04288

P. 207-966-3643  
slatbake2001@yahoo.com

**Lyle & Jo Ann Merrifield**

195 North Gorham Road  
Gorham, ME 04038

P. 207-892-5061 C. 207-415-3001  
merfarm@aol.com

**Gile's Family Farm**

Stephen Gile/Frank Boucher

139 Waterboro Rd.  
P.O. Box 634  
Alfred, ME 04002

P. 207-324-2944 C. 207-432-4479  
sgile@roadrunner.com

## MASSACHUSETTS

**Dufresne's Sugar House**

Keith Dufresne

113 Goshen Road  
Williamsburg, MA 01096

P. 413-268-7509 C. 413-559-7072  
sugarmaker@berkshiresmaple.com

**Ioka Valley Farm**

Rob & Missy Leab

3475 Hancock Rd  
Hancock, MA 01237

C. 413-441-5147  
missy@iokavalleyfarm.com

## MINNESOTA

**Don's Sugar Shack**

Don Hansen

842 West Street  
Taylors Falls, MN 55084

P. 612-201-1086  
don@tfmaple.com

**Timber's Sugar Shack LLC**

Tim and Amber Woodrow

1037 1<sup>st</sup> Street NW  
Aitken, MN 56431

P. 218-429-5805 C. 218-831-6799  
timberssugarshack@gmail.com

**Sappy Pollen**

Josh Menard

7559 30<sup>th</sup> Street SW  
Howard Lake, MN 55349

P. 612-791-1282  
josh@sappypollen.com

## NEW HAMPSHIRE

**Bascom Maple Farms, Inc.**

Bruce Bascom

56 Sugarhouse Road  
Alstead, NH 03602

P. 603-835-6361 F. 603-835-2455  
sales@bascommapple.com

**D & D Maple Supplies**

Dave Kemp

5 Saw Mill Drive, Unit 8  
Jaffrey, NH 03452

P. 603-532-8496 C. 603-562-6973  
Scott Kemp

C. 603-801-4690  
david.kemp7@myfairpoint.net

**Hicks Hardware**

120 Main Street  
Colebrook, NH 03576

P. 603-237-5531 F. 603-237-4190

**Sunnyside Maples, Inc.**

Mike Moore

130 Asby Road  
Canterbury, NH 03224

P. 603-783-9961  
C. 603-848-7091  
sugarmaker@aol.com

## NEW YORK

**Dominic's Hardware and Supplies, Inc.**

Jim Dominic

5195 State Route 11  
Ellenburg Depot, NY 12935

P. 518-594-3922 F. 518-594-7786  
lynn@dominichardware.com

**Grottoli's Maple Farm**

91 Ritchie Road

Middle Granville, NY 12849

P. 518-642-2856 C. 518-232-3024  
grottolimapple@yahoo.com

**Catskill Mountain Maple**

Thomas Kaufman

65 Charlie Wood Road  
DeLancey, NY 13752

P. 607-746-6215 F. 607-746-8367  
tomshane95@msn.com

**Moser's Maple Ridge Farm**

Lyndon Moser

3981 Wilson Road  
Copenhagen, NY 13626

P. 315-688-2518 C. 315-486-3248  
mosersmapleridgefarm@gmail.com

**Mill Creek Maple Supply**

David Norton

1551 County Highway 20  
Edmeston, NY 13335

P. 607-965-6920 F. 607-965-6921  
millcreekmaple@yahoo.com

**Malone Farm and Home Center**

Ryan LaValley

114 Raymond Street  
Malone, NY 12953

P. 518-483-8072  
mfhc@bbinc.us

**Mike Bennett**

82 Mc Donald Street  
Glens Falls, NY 12801

P. 518-222-4990  
tapholemaple@gmail.com

**Dick Dunn**

373 Hunt Hill Road,  
Ithaca, NY 14850

P. 607-539-6515 C. 607-342-1452  
dpdunn373@gmail.com

**Woody's Maple Supplies**

James Woodrow

418 Underwood Road  
Hermon, NY 13652

P. 315-347-2395  
Jim 315-783-8148

Josh 315-528-3080  
jjaw@tds.net

**Maple Glen Sugarhouse**

Paul Lesefski

2266 Gowanda Zoar Road  
Gowanda, NY 14070

P. 716-532-5483  
pl2266@yahoo.com

**Himrod Farm Supplies**

3141 Himrod Road  
Himrod, NY 14842

P. 315-531-9497 F. 315-531-9498

**Sweet Ridge Maple Farm**

Dan Weed

1539 West Danby Road  
Newfield, NY 14876

P. 607-564-4027 C. 315-567-9900  
daniweed@yahoo.com

## OHIO

**Gortner's Maple**

1244 Township Road 13  
West Salem, OH 44287

P. 419-869-7353 C. 419-651-2425  
rdgortner@frontier.com

**Williams Maple Products**

Joshua Williams

PO Box 463  
Lithopolis, Ohio 43136

P. 614-920-1935 C. 419-239-6764  
williammapleproducts@gmail.com

**Richards Maple Products**

Fred Ahrens

545 Water Street  
Chardon, OH 44024

P. 440-268-4160 C. 330-206-1606  
fred@richardsmapleproducts.com

## PENNSYLVANIA

**Brenneman's Maple Farm**

Iddo Brenneman

572 Oak Dale Road  
Salisbury, PA 15558

P. 814-662-2010

**Loch's Maple**

Randy & Jamie Loch

143 Cokely Road  
Springville, PA 18844

P. 570-965-2679 C. 570-240-1432  
www.lochsmapple.com  
maple4u@depix.net

**Triple Creek Maple LLC**

Gary Bilek

9225 Fillinger Road  
Cranesville, PA 16410

P. 814-756-4500  
triplecreekmaple@yahoo.com

## WEST VIRGINIA

**Daniels Maple Products**

Brandon Daniels

1747 Morris Branch Road  
Dawson, WV 25976

C. 304-575-7266  
wvmapler@suddenlink.net

## WISCONSIN

**Adamski's Sugar Bush**

James Adamski

W10923 Winter Road  
Antigo, WI 54409

P. 715-623-6853 C. 715-216-7855  
cdladamski@gmail.com

**Morley's Maple Syrup**

John and Crystal Morley

141 West 1<sup>st</sup> Avenue  
Luck, WI 54853

P. 715-554-2301  
john@morleymaplesyrup.com

**Sugar Grove Maple Supply**

Emmanuel and Owen Hershberger

S2030 County Road D  
Westby, WI 54667

P. 608-625-6745

**Russ Schneveiss**

132031 Big River Drive  
Athens, WI 54411

P. 715-571-1025  
schneveissugarbush@gmail.com

**Roger & Tony Bundy**

N402 County Road D  
Eau Galle, WI 54737

P. 715-495-0872





# **UPCOMING MAPLE SUGARING EVENT**

**DETAILS TO BE  
ANNOUNCED  
SPRING 2022**







Visit your CDL  
online store today

Home delivery or  
store pick up available

A  
✓ **SIMPLE**  
✓ **FAST**  
✓ **EFFICIENT**  
**SHOPPING**  
**EXPERIENCE!**

[webstore.cdlnusa.net](http://webstore.cdlnusa.net)



CDL SUGARING EQUIPMENT - USA HEAD OFFICE  
3 Lemnah Drive, St. Albans, VT 05478

**cdlnusa.com**